2019-2020
RECOMMENDED BUDGET

Proposed: September 28, 2018
Adopted: November 20, 2018

Table of Contents

Part 1: Introduction

Mayor's Message 1
City Council 2
Council's 2019-2020 Goals 3
Citizen Advisory Boards and Commissions 4
Budget Process 6
Budget Ordinance 7
Organization Chart 9
2019-2020 Budget Overview 10

Part 2: Department Overviews and Operating Fund Budgets

City Council 17

Mayor and City Administrator 19
City Administrator, Human Resources, City Clerk, Economic Development, Non-Departmental

Planning and Development Services 21
Building Inspections, Planning and Permitting

Finance and Information Services 22

Law Enforcement 23

Public Works 24
Utility Operations, Engineering Services, Parks, Streets and Facilities/Fleet Division

Part 3: Non-Operating Fund Budgets 29

Part 4: Supplemental Information

Detailed Budget for Operating Funds 38
Positon Salary Schedule 57
2019-2023 Capital Improvement Plan 58
2019-2020 Cost Allocation Plan Summary 65

Cover Photo Donated by: T ELVIG – STSPN.COM

PART 1

2019-2020 BUDGET

INTRODUCTION

City Hall Construction 1937

CITY OF SNOHOMISH

116 UNION AVENUE · SNOHOMISH, WASHINGTON 98290 · (360) 568-3115 ·
WWW.SNOHOMISHWA.GOV

MAYOR'S BUDGET MESSAGE 2019-2020

September 28, 2018

John T. Kartak, Mayor

City Councilmembers, Citizens of Snohomish, Businesses and Community Members:

Below are five principles that apply to the City of Snohomish and to the preparation of the City's biennium budget.

Open and Accessible: All eight of your elected leaders (Mayor and seven Councilmembers) are available, and want to hear from you. In addition, you are welcome to contact any of the City department directors or managers, independently. We stand in service to you, our fellow neighbors. Please feel free to call my office direct anytime at 360-282-3154 or send an email to kartak@snohomishwa.gov.

Transparent: Our goal at City Hall has been to provide budget information for 2019 and 2020 as proactively as possible, with no surprises. We have discussed several items for the preparation of my preliminary biennium budget at multiple Council meetings beginning in May 2018, and this was recapped with a Council Budget Workshop on August 21. If you feel any need for additional details and/or explanation as we move through the fall budget process, we will provide it upon your request.

Understand Each Elected Leader's Role: The City Council's role is to adopt policies for the city and it is the Mayor's role to carry out those policies. The Council sets public policy in two major ways: by enacting ordinances and establishing budgetary (taxing and spending) direction. Like our federal and state governments, our city's powers are distributed among three separate branches: legislative, executive, and judicial. All three branches independently interact with each other as parts of a "checks and balances" system. This is made more evident by your recent decision to return to our original governing form where the Mayor directs the operations at City Hall as the Executive, lives inside the city, and by election, now answers directly to you independent of Council's legislative role. Like everything else, this budget is a full team effort.

Understand Our Key Areas of Service: The City provides five key services: *Water Utilities (Wastewater, Drinking Water and Stormwater); Law Enforcement; Streets/Sidewalks; Parks/ Events; and Planning/Building Permits*. Our other types of services, such as found at the Snohomish Senior Center and the Snohomish Community Food Bank, are typically made possible along with the generous donations of our Snohomish community members and local businesses through public/private partnerships.

Balanced by Relationships: Last November, on my first day as Mayor, I stated, "*My priority is to make sure every voice in the community is heard. I do not expect citizens to agree on every issue, but I do want each person to know that their opinion is valued*." This remains my daily commitment and is true as we approach adoption of our 2019/2020 budget this November.

It is an honor to present my inaugural recommended budget as a conservative instrument that, with City Council's input and approval, meets the service requirements for our community.

Respectfully,

John T. Kartak

2019-2020 MAYOR AND COUNCILMEMBERS

Position	Name	Term	Ending
Mayor	John Kartak	Four Year	12/31/21
Pos 1	Lynn Schilaty	Four Year	12/31/19
Pos 2	Karen Guzak	Four Year	12/31/19
Pos 3	Jason Sanders	Four Year	12/31/19
Pos 4	Tom Merrill	Four Year	12/31/21
Pos 5	Linda Redmon	Four Year	12/31/21
Pos 6	Larry Countryman	Four Year	12/31/21
Pos 7	Stephen Dana	Four Year	12/31/21

Front Row L-R: Councilmember Karen Guzak, Mayor John T. Kartak, Councilmember Linda Redmon
Second Row L-R: Councilmember Lynn Schilaty, Council President Jason Sanders, Councilmembers Tom Merrill, Steve Dana, Larry Countryman

CITY COUNCIL GOALS FOR 2019 AND 2020

❖ Partner with public agencies and non-profit organizations and explore incentives and regulatory tools the City can use to facilitate the development of additional affordable housing units;

❖ Increase pedestrian safety, including for children and disabled users;

❖ Renew proactive discussions with Lake Stevens and Snohomish County regarding the North Planning Area;

❖ Market the Pilchuck District, a sub-area of the City that went through an extensive public outreach process, and identify barriers to development;

❖ Complete a land use feasibility study of the areas around SR9, Bickford Avenue, and Avenue D that are north of Sixth Street, both within the City and in the urban growth area, which includes the County-owned vacant 9.5 acre property by Avenue D and 13th Street, to understand which land use designations would best spur economic development;

❖ Explore opportunities to diversify the City's economy and revenues that provide basic services like law enforcement and transportation; and

❖ Work with local businesses and Historic Downtown Snohomish (HDS) to address solutions to parking on First Street.

Goals are not ranked or prioritized in any order

CITY OFFICIALS

Title	Name
City Administrator/Utilities General Manager	Steve Schuller
City Clerk	Pat Adams
Finance Director	Debbie Burton
Police Chief	Chief Keith Rogers
Planning & Development Services Director	Glen Pickus
Economic Development & Communications Manager	Wendy Poischbeg

Other Officials

Title	Name
City Attorneys	Weed, Graafstra & Associates, Inc. P.S.
City Prosecutor	Snohomish County Prosecuting Office
Hearing Examiner	Sound Law Center
Utility and Parking Ticket Hearing Examiner	Mary Swenson

COUNCIL ADVISORY BOARDS AND COMMISSIONS

There are six active and permanent City Council Advisory Boards and Commissions. As the Boards and Commissions discuss issues and hear testimony, they typically will make a recommendation to the City Council for action. This recommendation is the Board's proposal, and the full Council will vote on the issues brought before them. The Council may, or may not, vote according to the Board or Commission's recommendation. In addition to serving on the City Council, Council Members typically also represent the citizens of Snohomish on at least one Council Board or Commission, or intergovernmental committee. The Snohomish Municipal Code states that members of the Council Advisory Boards and Commissions are to be selected by the Mayor with confirmation by the City Council. The Mayor forwards his/her recommendation to the City Council for confirmation.

PUBLIC SAFETY COMMISSION

Purpose: The Snohomish Public Safety Commissions provides for continuing citizen review of the Police Chief's written recommendations regarding liquor licenses, as well as additional opportunity for citizen review of law enforcement priorities, coordination of Neighborhood Block Watch and similar law enforcement, and public safety related interests and activities, and to improve coordination with Snohomish County Fire Protection District No. 4 regarding its public safety service priorities for the community.

Meets: Second Tuesday of each month (as needed)
Place: Fire District #4 Training Room, 1525 Avenue D
Time: 5:00 p.m.
Members: Seven - 4 year terms

DESIGN REVIEW BOARD

Purpose: The Snohomish Design Review Board was created for the purpose of protecting investment in rehabilitation and restoration of historic structures and to encourage better design and site planning. The historic district represents an economic and cultural asset to the City of

Snohomish and design review helps preserve this asset by keeping its character intact. The City's vision statement establishes the framework for design review.

Meets: Second Wednesday of each month
Place: City Hall Conference Room, 116 Union Avenue
Time: 6:00 p.m.
Members: Five - 4 year terms

PARKS AND RECREATION BOARD

Purpose: The Snohomish Park and Recreation Board advises and recommends to the City Council rules and regulations for the government and management of all parks and shall advise the appointing power on policy and fiscal matters relating to parks and recreation programs within the City of Snohomish.

Meets: Fourth Wednesday of each month
Place: City Hall Conference Room, 116 Union Avenue
Time: 6:00 p.m.
Members: Five - 3 year terms

PLANNING COMMISSION

Purpose: The Snohomish Planning Commission was created for the purpose of considering land use, regional and comprehensive plan issues, and making recommendations to the City Council. The Planning Commission may recommend moratoria and/or interim land use controls and hold public hearings as deemed necessary by the City Council. The city's comprehensive plan establishes the framework for Planning Commission review.

Meets: First Wednesday of each month
Place: George Gilbertson Board Room, 1601 Avenue D
Time: 6:00 p.m.
Members: Seven - 6 year terms

LODGING TAX ADVISORY COMMITTEE

Purpose: Reviews and makes recommendations to the City Council concerning proposed changes to the Hotel-Motel Tax rates and uses.

Meets: Meets annually
Place: City Hall Conference Room, 116 Union Avenue
Members: Five

ECONOMIC DEVELOPMENT COMMITTEE

Purpose: The Snohomish Economic Development Committee is authorized pursuant to SMC 2.06.015 for the purposes of clarifying and interpreting the elements of the Economic Development Strategy.

Meets: Fourth Tuesday of each month
Place: City Hall Conference Room, 116 Union Avenue
Time: 7:30 a.m.
Members: Ten – 2 year terms

BUDGET PROCESS

JULY

- ✓ **Step 1 –** Management Retreat to review and prepare for Budget Planning
- ✓ **Step 2 -** Budget Workbooks Issued to Department Heads

AUGUST

- ✓ **Step 3 -** City Council Retreat To Review Accomplishments and Establish Goals
- ✓ **Step 4 -** Year-End Revenue Forecast and New Year Revenue Estimates

SEPTEMBER - DECEMBER

- ✓ **Step 5 –** Mayor's 2019-2020 Recommended Budget delivered to the City Council on September 28, 2018
- ✓ **Step 6 –** Capital Improvement Plan Adoption on October 2, 2018
- ✓ **Step 7 –** Mayor's Recommended Budget Overview Workshop October 16, 2018
- ✓ **Step 8 -** Public Hearings – Revenues Sources and Property Tax Levy on October 16, 2018
- ✓ **Step 9 –** Public Hearing – Property Tax Levy Adoption
- ✓ **Step 10 –** Public Hearing - Council Budget Final Adoption on November 20, 2018

DRAFT
BUDGET ORDINANCE

CITY OF SNOHOMISH
Snohomish, Washington

ORDINANCE 2359

AN ORDINANCE ADOPTING A BUDGET FOR THE CITY OF SNOHOMISH, WASHINGTON FOR THE 2019-2020 BIENNUM, AND SETTING FORTH IN SUMMARY FORM THE TOTALS OF ESTIMATED BEGINNING FUND BALANCES, REVENUES, AND APPROPRIATIONS FOR EACH SEPARATE FUND, AND ENDING FUND BALANCES FOR ALL SUCH FUNDS COMBINED

WHEREAS, State law requires that the City adopt an annual budget before the end of each calendar year; and

WHEREAS, the City Council has held a public workshop on October 16, 2018 for the purpose of preparation of the City's 2019-2020 Budget; and

WHEREAS, the Mayor has recommended a budget as provided by law; and

WHEREAS, on November 20, 2018, the City Council held a public hearing on the Mayor's 2019-2020 Recommended Budget, also as required by law;

NOW THEREFORE, THE CITY COUNCIL OF THE CITY OF SNOHOMISH, WASHINGTON DO ORDAIN AS FOLLOWS:

Section 1. In accordance with the provisions of RCW 35A.33.075, the budget of the City of Snohomish for 2019-2020, in aggregate amount of $XXXXXXX is hereby adopted.

Section 2. The totals of budgeted revenues and appropriations for each separate fund are set forth in summary form as follows:

DRAFT

DRAFT
BUDGET ORDINANCE

Fund	Fund Name	Projected Beginning Fund Balance	2019-2020 Revenue Recommended Budget	2019-2020 Expense Recommended Budget	Projected Ending Fund Balance
001	General	2,433,904	18,450,234	19,391,055	1,493,083
102	Streets	203,600	2,156,500	2,203,025	157,075
104	Park Impact Fee	520,065	416,000	-	936,065
107	Visitor Promotion	21,204	20,400	23,000	18,604
108	Parking Business Improvement Area	84,043	51,400	50,000	85,443
113	Police Seizure	123			123
117	Real Estate Excise Tax	920,266	1,130,000	1,645,000	405,266
125	Traffic Impact Fee	692,019	294,495	148,800	837,714
130	Transportation Benefit District	2,712,829	2,030,069	1,251,000	3,491,898
205	Debt Service	14,222	123,776	123,175	14,823
310	Municipal Capital Projects	71,492	2,408,000	2,563,938	(84,446)
311	Street Capital Projects	628,158	4,934,000	5,115,133	447,025
401	Water Utility	3,442,226	6,315,841	4,839,564	4,918,503
402	Wastewater Utility	8,954,025	9,060,512	10,201,026	7,813,510
403	Solid Waste	160,769			160,769
404	Stormwater Utility	2,496,687	3,528,519	3,187,854	2,837,352
501	Fleet & Facilities	699,908	1,646,870	1,824,885	521,892
502	Information Services	529,238	1,136,740	1,084,889	581,089
503	Self-insurance	4,672	10,100	10,000	4,772
505	Equipment Replacement	285,664	83,258	58,000	310,922
604	Carnegie Restoration	6,731	120		6,851
Fund Totals		**$ 24,881,844**	**$ 53,796,834**	**$ 53,720,345**	**$ 24,958,333**

DRAFT

City Organization Chart

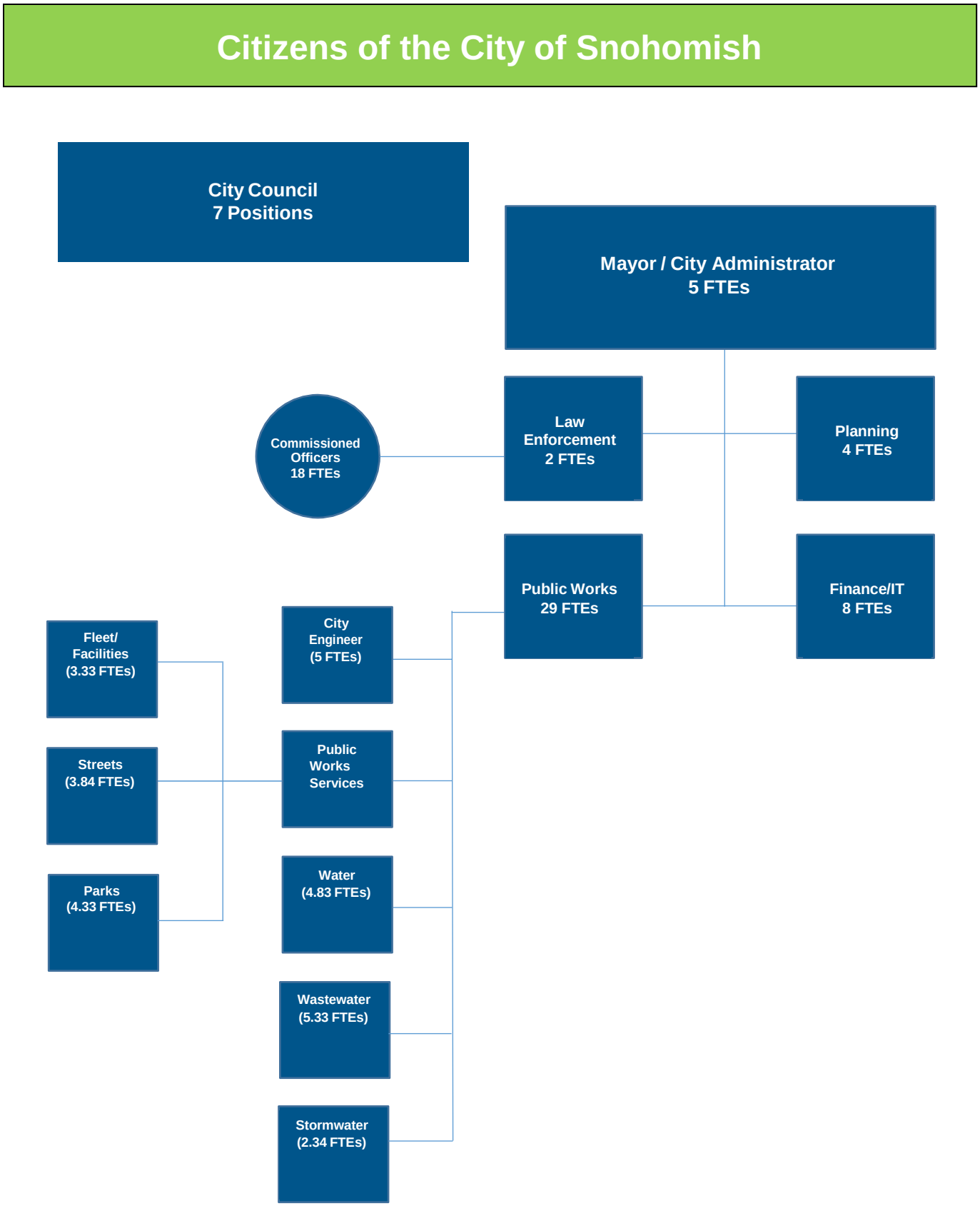

BUDGET OVERVIEW

The 2019-2020 Biennial Budget is comprised of 21 funds with total budgeted revenues of $53,796,834 and budgeted expenditures of $53,501,542. The City is projected to begin 2019-2020 biennium with a beginning fund balance of $24,881,844 for all funds. The projected fund balance at the end of the biennium is $24,958,333. The budget maintains fund balances in excess of fund balance targets per adopted Financial Management Policies.

GENERAL FUND

Revenues
Overall general fund revenues are projected at $18,450,234 for 2019-2020 a 0.7% decrease from 2017-2018.

Sales Tax Revenues
Sales tax revenues continue to be the largest revenue source for the general fund projected at $8,869,661 representing 48.07% of the budget. The 2019-2020 budget continues to conservatively project sale tax revenues as a standard approach that seeks to ensure that actual revenue will exceed budgeted expectations.

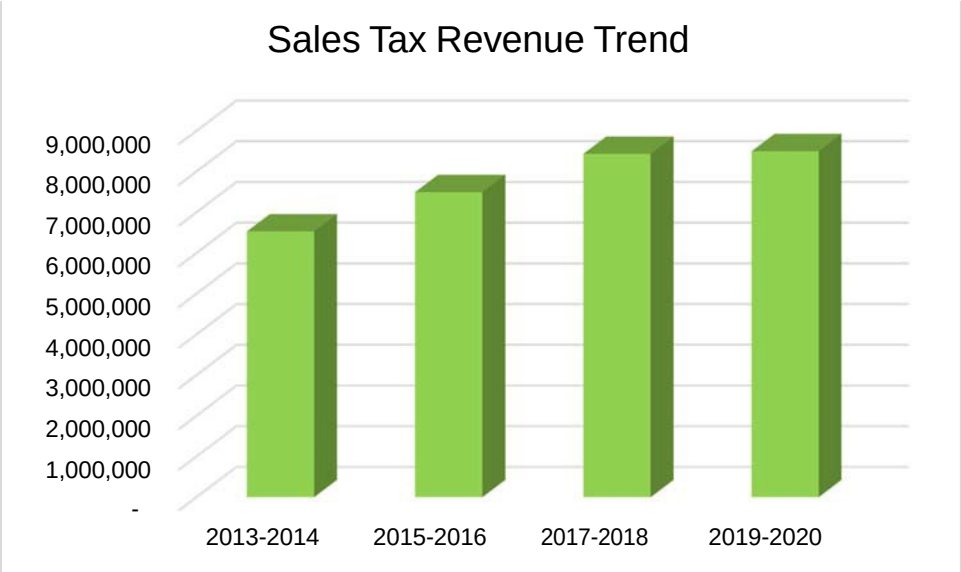

Utility and Other Tax Revenues
Utility taxes are another major source of funding for the City's General Fund. The 2019-2020 budget for utility and other tax revenues are projected to decrease slightly. These taxes are projected at $3,130,000 and represent 16.48% of total general fund revenues.

Property Tax Revenues
The City property tax rate is a small component of the total rate paid by City of Snohomish property owners. Due to an increase in assessment values, the 2019 rate is anticipated to decrease from $.84 per $1,000 of Assessed Valuation (AV) to $0.78 per $1,000 of AV if the City Council adopts a levy amount including the allowed 1% increase. The typical residence in Snohomish has an AV at $330,700 per Snohomish County assessor's office and this residence would pay $258 in City taxes. Property Tax revenues are projected at $2,486,775 and represent 13.48% of the general fund revenues.

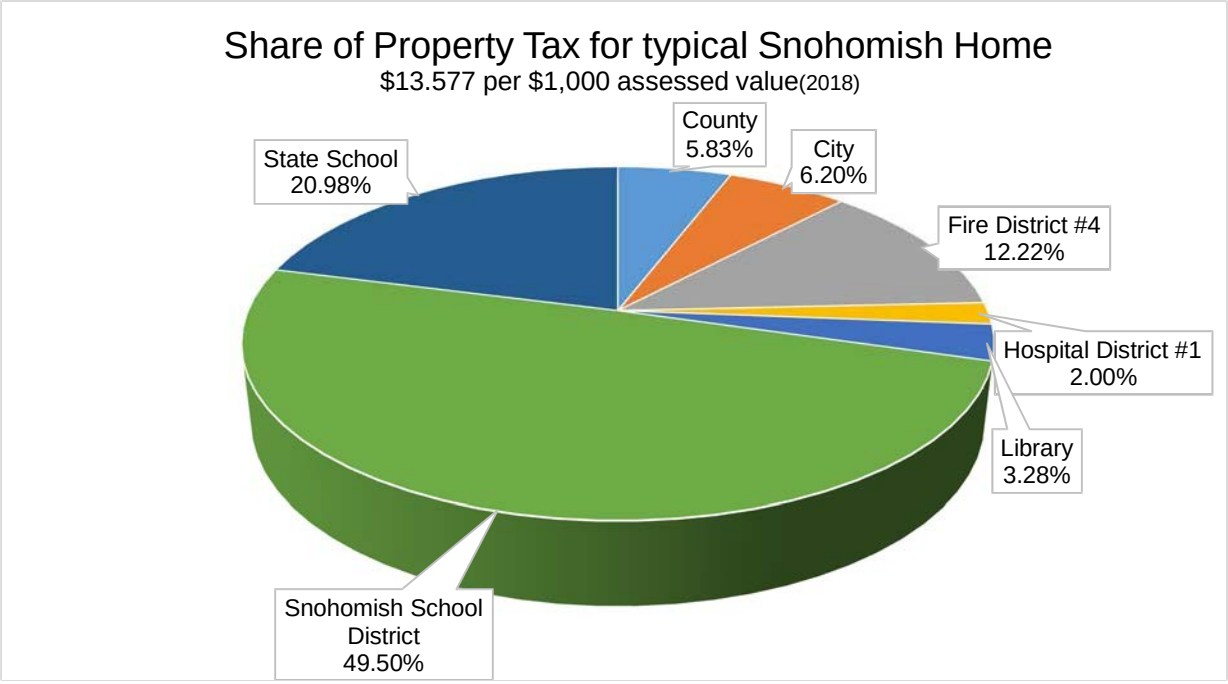

Cost Allocation Charges and Other Revenues

The remaining general fund revenues represent $3,963,798 with license, permits, and other fees totaling $1,529,480 and cost allocation revenues received from other City funds of $2,434,318.

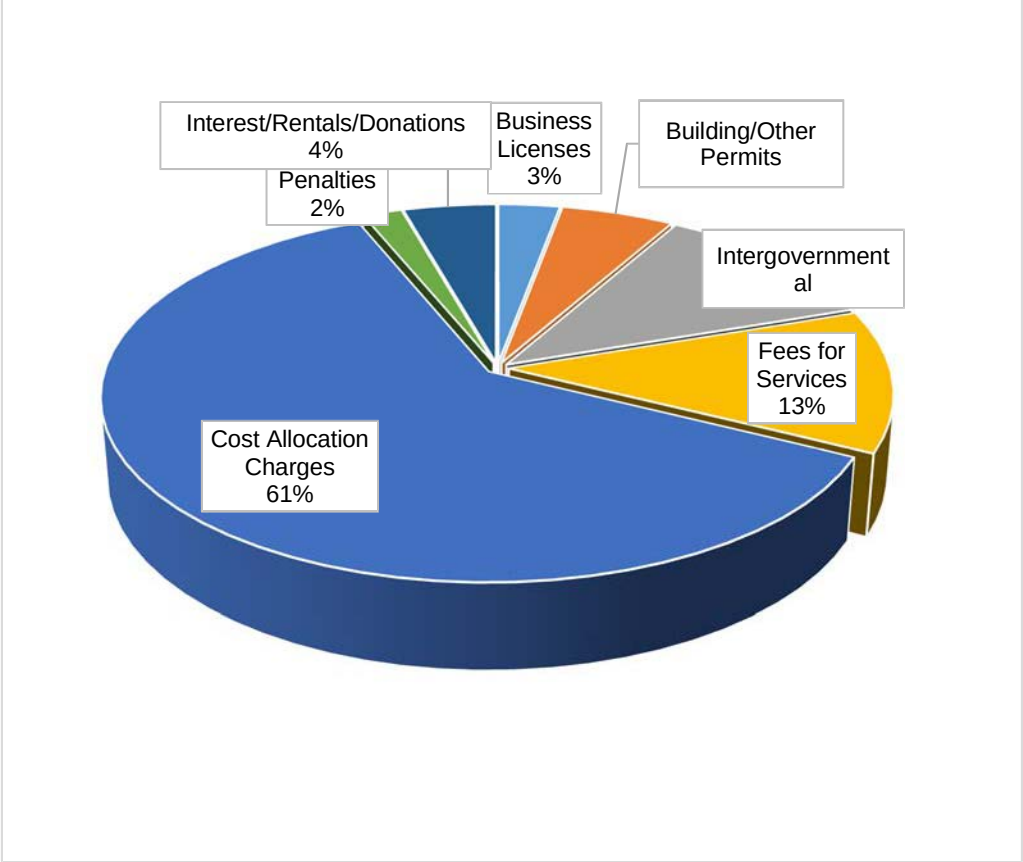

Overall general fund expenses are projected at $19,391,055 for 2019-2020 a 4.2% increase from 2017-2018.

Department	2017-2018	2019-2020	$ Change	% Change
City Council & Legal	483,571	524,978	41,407	8.6%
Mayor & Administrator	4,185,088	4,640,125	455,037	10.9%
Finance	1,386,620	1,632,667	246,047	17.7%
Law Enforcement	7,641,119	7,777,105	135,986	1.8%
Planning & Development Services	1,344,859	1,411,076	66,217	4.9%
Parks	1,588,370	1,636,625	48,255	3.0%
Engineering	1,983,460	1,768,479	(214,981)	-10.8%
TOTAL	18,613,088	19,391,055	777,967	4.2%

The changes in general fund expenses for most departments is due to increase in personnel costs due to cost of living adjustments and increased premiums for benefits. During 2018 there was also some staffing changes specifically the city administrator moved from the Engineering department to the Mayor & Administrator department and an administrative assistant was hired. There was also a staff reallocation from the City Clerk division to the Finance department. The position salary schedule can be found at page 57. The increase in Non-Departmental is due to a one time investment of $225,000 for the Carnegie Building project.

UTILITY FUNDS

The City operates three utilities, water, wastewater, and stormwater.

Revenues
The total budgeted revenues for the three utilities for 2019-2020 is $18,904,872 a 4.7% increase from 2017-2018. The water rates are budgeted to increase 2.25%., wastewater rates are budgeted for a 10% reduction on the overage rate for all meters but the base rates will remain the same as 2018. Stormwater rates are scheduled to increase 2.0%.

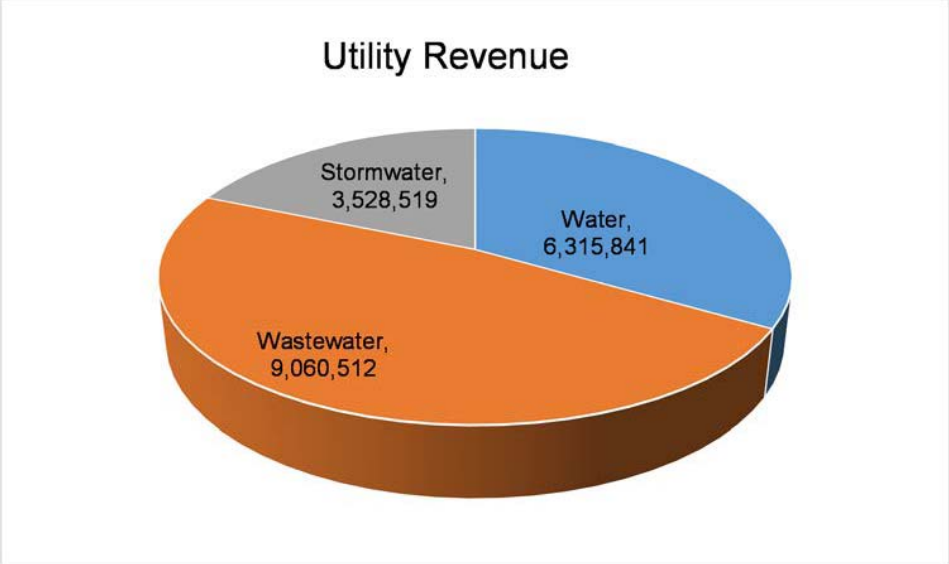

Expenses
The total budgeted expenses for the three utilities for 2019-2020 is $18,228,444 a 9.7% increase from 2017-2018. Included in overall expenses is $8,378,252 for capital projects and debt service a 29.9% increase from 2017-2018.

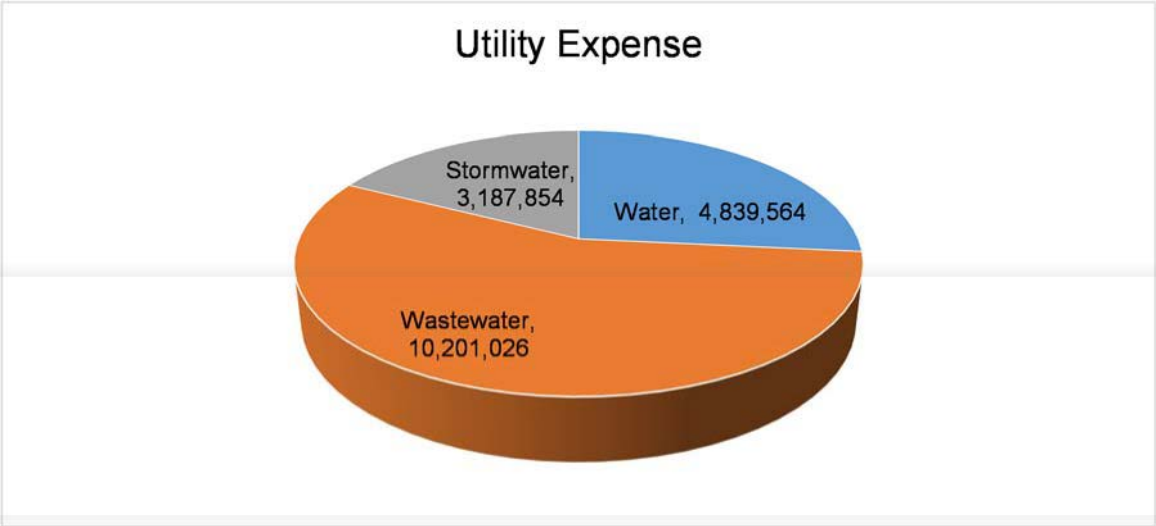

OTHER OPERATING FUNDS

The other operating funds are Streets, Fleet & Facilities, and Information Services.

Revenues
The total revenues for these funds is $4,940,110 a .04% decrease from 2017-2018.

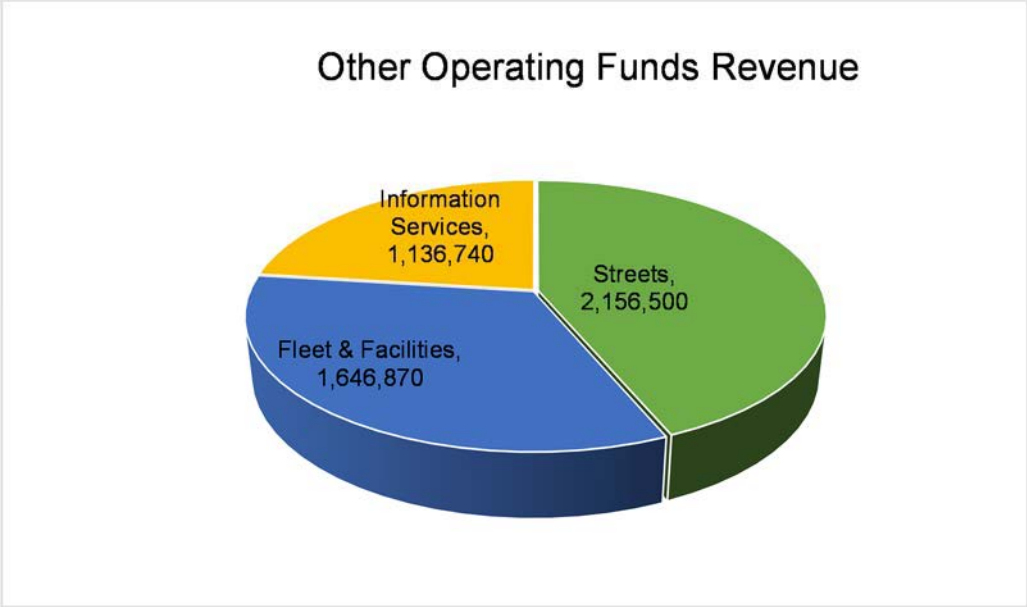

The total expenses for these funds is $ $5,182,008 a 7.3% increase from 2017-2018.

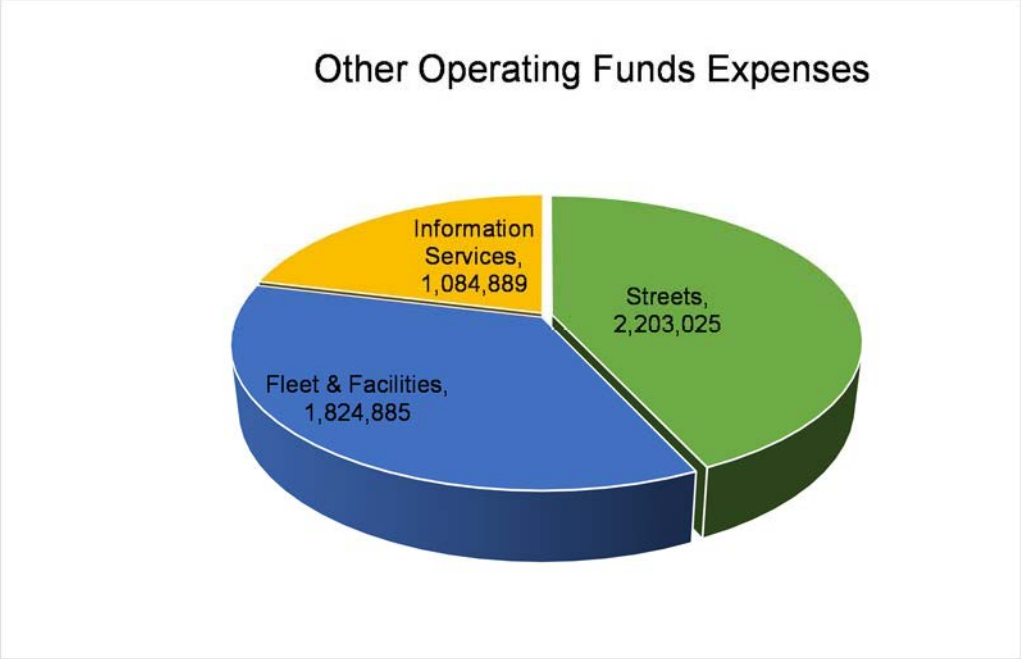

NON-OPERATING AND CAPITAL IMPROVEMENT FUNDS

The City Council is scheduled to adopt the 5-year Capital Improvement Plan on October 2, 2018 for 2019-2023. The 2019 and 2020 projects are included in the recommended budget. The 5-year Capital Improvement Plan detail can be found at page 58. Non-utility projects are accounted for in Municipal Capital Projects and Streets Capital Projects funds. The total non-utility capital projects budgets for 2019-2020 is $10,049,133. Capital project revenues come from a variety of sources such as transfers in from the special revenue funds; Real Estate Excise Tax, Transportation Benefit District, Transportation Impact Fees, as well as grants and cash on hand. The other non-operating funds are managed for specific purposes.

Non-Operating Funds 2019-2020	Revenue	Expense
Park Impact Fee	416,000	-
Visitor Promotion	20,400	23,000
Parking Business Improvement Area	51,400	50,000
Real Estate Excise Tax	1,130,000	1,645,000
Traffic Impact Fees	294,495	148,800
Transportation Benefit District	2,030,069	1,251,000
Debt Service	123,776	123,175
Muni Capital Projects	2,408,000	2,563,938
Streets Capital Projects	4,934,000	5,115,133
Self-Insurance	10,100	10,000
Equipment Replacement	83,258	58,000
CarnegieTrust Fund	120	
TOTAL	**11,501,618**	**10,988,046**

FUND BALANCE OVERVIEW

Fund	Fund Name	Projected Beginning Fund Balance	2019-2020 Revenue Recommended Budget	2019-2020 Expense Recommended Budget	Projected Ending Fund Balance
001	General	2,433,904	18,450,234	19,391,055	1,493,083
102	Streets	203,600	2,156,500	2,203,025	157,075
104	Park Impact Fee	520,065	416,000	-	936,065
107	Visitor Promotion	21,204	20,400	23,000	18,604
108	Parking Business Improvement Area	84,043	51,400	50,000	85,443
113	Police Seizure	123			123
117	Real Estate Excise Tax	920,266	1,130,000	1,645,000	405,266
125	Traffic Impact Fee	692,019	294,495	148,800	837,714
130	Transportation Benefit District	2,712,829	2,030,069	1,251,000	3,491,898
205	Debt Service	14,222	123,776	123,175	14,823
310	Municipal Capital Projects	71,492	2,408,000	2,563,938	(84,446)
311	Street Capital Projects	628,158	4,934,000	5,115,133	447,025
401	Water Utility	3,442,226	6,315,841	4,839,564	4,918,503
402	Wastewater Utility	8,954,025	9,060,512	10,201,026	7,813,510
403	Solid Waste	160,769			160,769
404	Stormwater Utility	2,496,687	3,528,519	3,187,854	2,837,352
501	Fleet & Facilities	699,908	1,646,870	1,824,885	521,892
502	Information Services	529,238	1,136,740	1,084,889	581,089
503	Self-insurance	4,672	10,100	10,000	4,772
505	Equipment Replacement	285,664	83,258	58,000	310,922
604	Carnegie Restoration	6,731	120		6,851
Fund Totals		**$ 24,881,844**	**$ 53,796,834**	**$ 53,720,345**	**$ 24,958,333**

As discussed at the August budget workshop staff anticipates some changes to the 2018 amended adopted budget for the 2018 General Fund and will be proposing a final budget amendment to the 2018 budget in December 2018. The anticipated effects of the amendments to the 2019-2020 General Fund Ending Fund balance are summarized below:

General Fund

2019-2020 Budgeted Beginning Fund Balance	$2,433,904
2018 increase is sales tax revenue	150,000
2018 decrease in development fees	35,000
2018 decrease professional services expenses	40,000
Projected 2019-2020 Budgeted Beginning Fund Balance	$ 2,658,904
2019-2020 Budgeted Revenue	18,450,234
2019-2020 Budgeted Expenses	(19,391,055)
Expected 2019-2020 Ending Fund Balance	$ 1,718,083

PART 2

2019-2020 BUDGET

DEPARTMENT OVERVIEWS AND OPERATING FUND BUDGETS

Blackmans Lake near Downtown Snohomish

CITY COUNCIL OVERVIEW

The City Council serves as the elected legislative branch of city government. The Council consists of seven members elected to four-year terms. Elections are staggered so that every two years either three or four Council positions are elected for full terms by the voters. The City Council represents the citizens of Snohomish and interprets community values as it adopts ordinances and resolutions; sets the policies and directions of the City; authorizes the annual budget; appoints the members of the various boards and commissions; provides its members as liaisons to those boards and commissions and represents the City regarding state and regional issues. The City's legal expenses are accounted for in the City Council department.

Description	2017-2018	2019-2020
City Council		
Salaries & Wages	85,853	86,184
Personnel Tax&Benefits	7,281	6,794
Supplies	350	500
Services	16,664	21,500
Legal Services	373,424	410,000
Sub-Total City Council	**483,571**	**524,978**

CITY OF SNOHOMISH
CITY COUNCIL VALUES STATEMENT

The Snohomish City Council values the following ideals for its own operations and for the City of Snohomish as a local government institution:

Respect:
The City Council believes that honesty, integrity, cooperation and civility are essential in maintaining respect for citizens and for the members of the City Council.

Community:
The City Council honors its role in serving the community through a commitment to diversity, volunteerism and compassion.

Responsible Stewardship:
The City Council embraces its responsibility for stewardship through respect for the natural environment, maintenance of an intact and small-town identity and growth that supports our historic character. It also believes that financial accountability and geographically balanced support and respect for all areas of the community are essential to creating a positive environment for families through City programs and facilities.

Excellence in Leadership:
The City Council endeavors to excel in leadership through accountability, effectiveness and efficiency, honesty and veracity, and fairness and equity. In working for the greater good of the community, it values listening before making decisions, responding to and respecting diverse opinions and being constantly aware of changes in the community that may require the City's attention.

Regional Perspective:
The City Council advocates within the region for the interests of our community through collaboration with all viable partners that can assist us in supporting the community's needs.

Respect for the Decision-Making Process:
The City Council seeks in its operations as a local government legislative body to work in a spirit of cooperation and toleration of diverse opinions to make the best possible decisions on behalf of the community.

Open and Transparent:
The City Council strives to engage the community through transparent processes, collaboration with citizens and public participation in its meetings.

MAYOR & CITY ADMINISTRATOR DEPARTMENT OVERVIEW

Under the mayor-council form of government, implemented on November 28, 2017, the Mayor is directly elected by the voters and serves as the City's chief administrator. The Mayor has appointed a city administrator to serve under the Mayor to manage the City organization on a day-to-day basis. The major functions of the office include: providing support to the City Council, assisting with policy analysis, intergovernmental relations, risk management, managing response to litigation, providing organizational leadership, implementing Council policies, strategic planning, developing the organization's human resources, economic development, partnering with community organizations, citizen communications, facilitating responses to citizen concerns, and managing the City Budget as a means to meet City goals and desired outcomes. The Mayor & Administrator Department includes the Mayor and two full-time employees and also includes the City Clerk and Human Resources departments with one full-time employee, and Economic Development with one full-time employee. The department also oversees the non-departmental division that meets the goals and operational objectives of the City government organization as a whole.

Description	2017-2018	2019-2020	
Mayor & Administrator			
Salaries & Wages	451,037	536,626	
Personnel Tax&Benefits	112,948	241,182	
Supplies	458	800	
Services	62,136	126,400	
Cost Allocation Charges	42,198	104,539	
Sub-Total Mayor & Administrator	**668,776**	**1,009,547**	Change in staff mix moving PW Dir to Admin and adding admin staff. See decrease in Engineering. 2017 included City Manager only.

Description	2017-2018	2019-2020	
City Clerk			
Salaries & Wages	257,962	212,808	
Personnel Tax&Benefits	103,528	92,062	
Supplies	1,542	1,400	
Services	90,923	59,900	
Cost Allocation Charges	69,123	39,866	
Sub-Total City Clerk	**523,078**	**406,036**	Decrease due to change in staff from Clerk to Finance
Human Resources			
Supplies	2,140	2,900	
Services	550,413	521,200	
Cost Allocation Charges	33,324	-	
Sub-Total Human Resources	**585,878**	**524,100**	Decrease due to reduced liability insurance premiums and change in cost allocation
Economic Development			
Salaries & Wages	74,236	210,612	
Personnel Tax&Benefits	30,645	91,586	
Supplies	2,594	2,500	
Services	80,803	35,800	
Cost Allocation Charges	66,517	34,666	
Sub-Total Economic Development	**254,795**	**375,164**	Increase due to hiring full time staff instead of contracting for services

Description	2017-2018	2019-2020	
Non-Departmental			
Personnel Tax&Benefits	43,709	44,000	
Supplies	5,151	4,000	
Services	147,739	159,100	
Cost Allocation Charges	158,507	137,313	
Intergovernmental Services	162,789	192,689	
Transfers to other Funds	1,634,666	1,788,176	
Sub-Total Non-Departmental	**2,152,560**	**2,325,278**	Due to one time transfer for Carnegie Project

PLANNING AND DEVELOPMENT SERVICES DEPARTMENT OVERVIEW

The mission of the Planning and Development Services Department is to protect and enhance the quality of life enjoyed by Snohomish residents. Its mandate is to ensure all development is consistent with adopted codes and standards. The department, which is comprised of two divisions, is staffed by four full-time employees. The Planning & Permitting Division is a resource to the public for building and development information. It reviews and issues building and development permits. In addition, the division provides long range planning services and represents the City on regional boards. The Building & Safety Division provides inspection and code enforcement services. It also plays a principal role in applying fire codes, developing emergency preparedness plans, and responding during emergencies.

Description	2017-2018	2019-2020
Building/Inspection		
Salaries & Wages	179,493	187,428
Personnel Tax&Benefits	80,285	82,029
Supplies	2,143	4,700
Services	10,240	12,915
Cost Allocation Charges	50,564	42,623
Sub-Total Bldg/Inspection	**322,724**	**329,695**
Plan/Permit		
Salaries & Wages	503,036	537,342
Personnel Tax&Benefits	217,429	210,060
Supplies	6,881	5,800
Services	177,696	216,410
Cost Allocation Charges	117,093	111,769
Sub-Total Plan/Permit	**1,022,135**	**1,081,381**

FINANCE AND INFORMATION SERVICES DEPARTMENT OVERVIEW

The Finance Department provides financial services to support all city departments. The Finance Department is responsible for the financial management of the City including budget, audit, procurement, payroll, investments, debt management and utility billing. The Finance Department also manages the City's business registration program. Information Services is responsible for computer hardware and software inventory control, technology products, technical support, database management, system security and communications services. The finance department is staffed by six full-time employees and Information Services has two full-time employees.

Description	2017-2018	2019-2020	
Finance			
Salaries & Wages	813,709	976,350	
Personnel Tax&Benefits	285,240	346,323	
Supplies	4,207	7,000	
Services	97,758	107,900	
Cost Allocation Charges	185,706	195,094	
Sub-Total Finance	**1,386,620**	**1,632,667**	Increase due to change in staff from Clerk to Finance

Description	2017-2018	2019-2020	
Information Services			
Salaries & Wages	367,498	383,628	
Personnel Tax&Benefits	169,430	172,303	
Supplies	82,284	142,660	
Services	204,805	166,720	
Cost Allocation Charges	98,176	107,378	
Capital Project	201,808	112,200	
Sub-Total Information Services	**1,124,000**	**1,084,889**	Decrease due to Finance System funded in 2018

LAW ENFORCEMENT DEPARTMENT OVERVIEW

The City provides police protection through a contract with the Snohomish County Sheriff's Office. These services include patrol, detective investigative services, traffic enforcement, emergency and routine response, major accident response, fraud investigation, major crime investigations, school resource officer, hostage negotiations, tactical unit, special assault unit, and arson investigation. The City provides records services and other polices services such as public records requests, concealed weapon permits, fingerprinting, and responding to citizen inquiries. The contract with Snohomish County Sheriff's Office is for eighteen full-time employees and the City provides two full-time employees.

Description	2017-2018	2019-2020	
Law Enforcement			
Salaries & Wages	213,527	257,886	
Personnel Tax&Benefits	112,951	128,996	
Supplies	6,644	3,000	
Services	323,984	320,300	
Cost Allocation Charges	277,418	199,062	
Intergovernmental Services	6,706,597	6,867,861	
Sub-Total Law Enforcement	**7,641,119**	**7,777,105**	Increase due to SCSO contract adjustments

PUBLIC WORKS DEPARTMENT OVERVIEW

The Public Works Department is comprised of the Utility Operations Division, the Engineering Services Division, and the Streets, Parks Division, and Facilities/Fleet Division. Overall staffing for the department totals twenty-nine full-time employees. The department provides water, wastewater, and storm water utility maintenance and services, maintains streets and traffic safety, manages capital projects from planning to completion, enforces engineering code requirements, and manages and maintains City parks and the City facilities and fleet.

Utility Operations Division: Operations provides utility infrastructure operations and maintenance services for the City of Snohomish. Some typical areas of service include maintain surface water management, cross connection and pretreatment monitoring, drinking water treatment, water storage and distribution, wastewater collection and treatment, wastewater lift station maintenance, and utility vegetation control. This division is staffed by twelve and a half full-time employees.

Water Fund

Description	2017-2018	2019-2020
Water Administration		
Salaries & Wages	67,044	70,956
Personnel Tax&Benefits	30,730	32,341
Supplies	1,958	3,000
Services	28,931	25,600
Sub-Total Water Admin	**128,663**	**131,897**
Water Distribution		
Salaries & Wages	640,957	687,003
Personnel Tax&Benefits	282,383	299,834
Supplies	1,586,265	1,697,272
Services	238,225	314,681
Cost Allocation Charges	1,036,194	920,677
Intergovernmental Services	286,960	280,000
Capital Projects	14,829	6,000
Sub-Total Water Distribution	**4,085,814**	**4,205,467**
Water Treatment		
Salaries & Wages	20,940	-
Personnel Tax&Benefits	11,494	-
Supplies	1,408	-
Services	19,774	14,200
CapitalProjects	1,169,240	263,000
Transfers	215,000	225,000
Sub-Total Water Treatment	**1,437,856**	**502,200**
Total Expenditures	**5,652,334**	**4,839,564**

Wastewater Fund

Description	2017-2018	2019-2020
Wastewater Administration		
Salaries & Wages	66,931	70,932
Personnel Tax&Benefits	30,154	31,727
Supplies	1,425	1,400
Services	11,601	6,800
Sub-Total Wastewater Admin	**110,112**	**110,859**
Wastewater Collection		
Salaries & Wages	296,864	340,258
Personnel Tax&Benefits	120,270	133,325
Supplies	45,809	42,200
Services	232,558	272,715
Cost Allocation Charges	1,214,221	1,109,379
Intergovernmental Services	57,529	50,000
Sub-Total Wastewater Collection	**1,967,252**	**1,947,877**
Wastewater Treatment		
Salaries & Wages	486,024	506,359
Personnel Tax&Benefits	201,841	210,404
Supplies	475,731	608,000
Services	544,009	536,275
Intergovernmental Services	150,578	152,000
Capital Outlay	236,626	-
Sub-Total Wastewater Treatment	**2,094,809**	**2,013,038**
Wastewater Debt		
Debt Principal	1,430,806	1,430,808
Interest	63,751	49,444
Sub-Total Wastewater Debt	**1,494,557**	**1,480,252**
Capital Projects & Transfers		
Capital Outlay	1,891,150	3,879,000
Tranfers	316,000	770,000
Sub-Total Capital Projects & Transfers	**2,207,150**	**4,649,000**
Total Expenditures	**7,873,880**	**10,201,026**

Stormwater Fund

Description	2017-2018	2019-2020
Stormwater Administration		
Salaries & Wages	66,931	70,932
Personnel Tax&Benefits	31,187	33,327
Supplies	2,431	4,000
Services	60,762	9,000
Intergovernmental Services	40,994	40,000
Sub-Total Sewer Admin	**202,306**	**157,259**
Stormwater Maintenance		
Salaries & Wages	244,349	277,820
Personnel Tax&Benefits	129,289	138,517
Supplies	45,419	41,350
Services	84,285	81,890
Cost Allocation Charges	698,578	640,018
Intergovernmental Services	102,424	90,000
Sub-Total Sewer Collection	**1,304,344**	**1,269,595**
Capital Projects & Transfers		
Capital Outlay	1,228,995	1,596,000
Tranfers	345,000	165,000
Sub-Total Capital Projects & Transfers	**1,573,995**	**1,761,000**
Total Expenditures	**3,080,646**	**3,187,854**

Engineering Services Division: Engineering Services provides engineering, inspection and project management oversight of capital construction, public works maintenance, and operations within the public right-of-ways. This Division also assists the Planning Department in review of development plans and building permits. Other services include transportation engineering, water engineering, wastewater engineering, surface water engineering, and code enforcement and construction inspection. This division is staffed by five full-time employees.

Description	2017-2018	2019-2020	
Engineering			
Salaries & Wages	1,095,878	992,411	
Personnel Tax&Benefits	459,134	433,996	
Supplies	19,673	7,500	
Services	142,754	140,300	
Cost Allocation Charges	266,021	194,272	
Sub-Total Engineering	**1,983,460**	**1,768,479**	Due to change in staffing PW Dir to Mayor & Admin

Parks, Streets and Facilities/Fleet Division: Parks, Streets, and Facilities/Fleet provide maintenance and operations of the City's 11 parks, streets and sidewalks, and the City facilities and fleet. Typical services include custodial cleaning, building maintenance, park grounds maintenance, park structure maintenance, parks facility reservations, maintaining streets and sidewalks, street sweeping, street lighting, street signs, traffic signal maintenance, vegetation control, traffic control, pedestrian and vehicle safety, vehicle maintenance, and shop inventory. This division is staffed by eleven and half full-time employees.

Description	2017-2018	2019-2020
Parks		
Salaries & Wages	523,508	637,974
Personnel Tax&Benefits	349,003	375,172
Supplies	140,366	175,000
Services	151,115	158,500
Cost Allocation Charges	424,377	289,979
Sub-Total Parks	**1,588,370**	**1,636,625**
Description	**2017-2018**	**2019-2020**
Street Maintenance		
Salaries & Wages	360,160	413,864
Personnel Tax&Benefits	170,084	191,828
Supplies	76,759	102,000
Services	78,737	89,800
Cost Allocation	499,049	558,586
Intergovernmental Services	48,511	52,000
Sub-Total Street Maintenance	**1,233,300**	**1,408,077**
Traffic/Ped Safety		
Salaries & Wages	126,592	132,504
Personnel Tax&Benefits	69,485	72,418
Supplies	129,961	135,000
Services	209,794	220,000
Intergovernmental Services	158,071	185,000
Sub-Total Traffic/Ped Safety	**693,902**	**744,922**
Streets Administration		
Salaries & Wages	69,539	74,408
Personnel Tax&Benefits	26,794	31,026
Supplies	1,669	1,600
Services	9,509	12,200
Sub-Total Streets Admin	**107,510**	**119,234**

Description	2017-2018	2019-2020
Fleet & Facilities		
Salaries & Wages	501,563	555,704
Personnel Tax&Benefits	205,973	220,358
Supplies	276,297	306,000
Services	393,214	457,400
Cost Allocation Charges	292,881	238,423
Transfers to other funds	0	47,000
Sub-Total Fleet & Facilities	**1,669,927**	**1,824,885**

PART 3

2019-2020 BUDGET

NON-OPERATING FUND BUDGETS

Snohomish's CSO Reduction Pump Station Located on First Street

PARK IMPACT FEES

The Park Impact Fee Fund was created in 2006 by Ordinance 2112 establishing a SEPA based park impact fee. In 2008, Ordinance 2141 established the fee as code based. The fee is an impact fee for new single family residential and multifamily units. Fund resources are received from beginning fund balance, current years park impact fees and interest income. Fund uses are restricted to acquisition or development of new parks or park facilities. Park impact fees not spent within ten years of their collection must be returned to the payee.

Account Number	Description	2017-2018	2019-2020
	REVENUES		
104-000-345-85-00-00-000	Park Impact Fees (SEPA)	229,825	410,000
104-000-361-10-00-00-000	Interest Earnings	1,846	6,000
	Total Revenues	**231,671**	**416,000**
	EXPENDITURES		
104-000-594-76-61-00-000	Parks Acquisition	-	-
	Total Expenditures	**-**	**-**
	Increase (Decrease) in Fund Balance	**231,671**	**416,000**
	Beginning Fund Balance	288,394	520,065
	Budgeted End Fund Balance	**520,065**	**936,065**

VISITOR PROMOTION

The Visitor Promotion Fund accounts for monies received from the collection of Hotel/Motel tax and spent to enhance tourism in the City of Snohomish. Resources are received in the form of beginning fund balance, Hotel/Motel Tax and interest income. Fund expenditures are restricted to tourism related activities. The City offers these funds, under competitive process, to local, non-profit agencies.

Account Number	Description	2017-2018	2019-2020
	REVENUES		
107-000-313-31-00-00-000	Motel/Hotel Tax	19,433	20,000
107-000-361-10-00-00-000	Interest Earnings	111	400
	Total Revenues	**19,544**	**20,400**
	EXPENDITURES		
107-000-572-10-00-00-000	Comm. Event Administration	13,700	20,000
107-000-572-10-51-00-000	Visitor Info Center Dues	3,000	3,000
	Total Expenditures	**16,700**	**23,000**
	Increase (Decrease) in Fund Balance	**2,844**	**(2,600)**
	Beginning Fund Balance	18,360	21,204
	Budgeted End Fund Balance	**21,204**	**18,604**

PARKING BUSINESS IMPROVEMENT AREA

The Parking Business Improvement Area Fund accounts for funds associated with the Parking and Business Improvement Area. Fund resouces are assessments and interest income. Fund uses are restricted to those allowable under R.C.W. 35.87A.

Account Number	Description	2017-2018	2019-2020
	REVENUES		
108-000-361-10-00-00-000	Interest Earnings	323	1,400
108-000-368-50-00-00-000	PBIA Assessments	49,108	50,000
	Total Revenues	**49,431**	**51,400**

EXPENDITURES

108-000-572-10-00-00-000	PBIA Services in the Dist.	25,000	50,000
	Total Expenditures	**25,000**	**50,000**

Budgeted Increase (Decrease) in Fund Balance	**24,431**	**1,400**
Beginning Fund Balance	59,612	84,043
Budgeted Ending Fund Balance	**84,043**	**85,443**

REAL ESTATE EXCISE TAX

The Real Estate Excise Tax Reserve Fund accounts for the proceeds from Real Estate Excise Taxes levied by the City and authorized by R.C.W. Uses are restricted to certain municipal capital projects. Interim legislation allows for the use of REET funds to support certain parks and facilities related maintenance efforts. This interim, allowable use is for the years 2012 through 2016. Fund resources are received from beginning fund balance, excise tax collections and interest income. Uses are in the form of operating transfers-out to capital project funds and to Street and Park maintenance functions supported by the General Fund.

Account Number	Description	2017-2018	2019-2020
	REVENUES		
117-000-318-34-00-00-000	1st 1/2 REET	599,017	550,000
117-000-318-35-00-00-000	2nd Half REET	600,328	550,000
117-000-361-10-00-00-000	Interest Earnings - 1st 1/2	8,313	30,000
	Total Revenues	**1,207,658**	**1,130,000**
	EXPENDITURES		
117-000-597-20-55-00-000	Transfers Out (310)	1,250,500	1,405,000
117-000-597-20-56-00-000	Transfer Out (311)	155,000	-
117-000-597-42-55-00-000	Transfer Out (102)	200,000	240,000
117-000-597-76-55-00-000	Transfer-Out (REET2 to 001)	-	-
	Total Expenditures	**1,605,500**	**1,645,000**

Budgeted Increase (Decrease) in Fund Balance	**(397,842)**	**(515,000)**
Beginning Fund Balance	1,318,108	920,266
Budgeted Ending Fund Balance	**920,266**	**405,266**

Transferred to Fund	Funded Projects		
310	Carnegie Site	350,000	1,290,000
310	City Facility Upgrades	60,000	40,000
310	Police Upgrades	125,000	0
310	Riverfront Property Improvements	110,000	0
310	"Averill" Park Improvements		75,000
310	Hal Moe	700,000	0
311	Pedestrian Networks Improvements	60,000	0
102	Street Fund	200,000	240,000
		1,605,000	**1,645,000**

TRAFFIC IMPACT FEES

The Street Impact Fee Fund reserves monies for future traffic improvements outlined in the City's Transportation Plan. Fund resources are received in the form of impact fees relating to trip generation. Fund uses are restricted to street projects listed in the Transportation Plan. Impact fees not spent within ten years of their collection must be returned to the payee.

Account Number	Description	2017-2018	2019-2020
	REVENUES		
125-000-345-85-00-00-000	Traffic Impact Fees	357,292	284,495
125-000-361-10-00-00-000	Interest Earnings	2,976	10,000
	Total Revenues	**360,268**	**294,495**
	EXPENDITURES		
125-000-597-00-00-00-000	Transfer Out - Fund 311	145,800	148,800
	Total Expenditures	**145,800**	**148,800**
	Budgeted Increase (Decrease) in Fund Balance	**214,468**	**145,695**
	Beginning Fund Balance	477,551	692,019
	Budgeted Ending Fund Balance	**692,019**	**837,714**

Transferred to Fund	Funded Projects		
311	Avenue A Corridor	110,000	-
311	Bickford Avenue & Weaver Road	33,800	33,800
311	Second Street (SR9 - Lincoln Avenue) Corridor	2,000	101,000
311	Pine Avenue Sidewalk (10th Street - 14th Street)	-	14,000
		145,800	**148,800**

Transportation Benefit District

The Transportation Benefit District Fund, a newly created special revenue fund, due to 2015 Legislative changes, accounts for the receipt of special district sales tax proceeds. The Transportation Benefit District (TBD) was approved by voters for a sales tax increase of 0.2% effective since January 1, 2012 for the purposes of funding various street capital improvement and maintenance projects.

Account Number	Description	2017-2018	2019-2020
	REVENUES		
130-000-313-21-00-00-000	Bene District Sales & Use Tax	1,782,208	2,000,154
130-000-361-10-00-00-000	Bank Interest	13,324	29,916
	Total Revenues	**1,795,532**	**2,030,069**
	EXPENDITURES		
130-000-597-00-00-00-000	Transfer 311	830,000	1,251,000
	Total Expenditures	**830,000**	**1,251,000**
	Budgeted Increase (Decrease) in Fund Balance	**965,532**	**779,069**
	Beginning Fund Balance	1,747,297	2,712,829
	Budgeted Ending Fund Balance	**2,712,829**	**3,491,898**

Transferred to Fund	Funded Projects		
311	Bickford Avenue (SR 9 Overpass - Weaver Road)	-	116,000
311	Terrace Avenue (Stone Ridge Drive - City Limits)	-	190,000
311	Ford Avenue (Maple Avenue - Ninth Street)	-	450,000
311	Van Jan Street (Ninth Street - Root Avenue)	-	200,000
311	Fourth Street (Avenue E - Avenue J)	75,000	115,000
311	Park Avenue (Hill Park - North City Limits)	-	180,000
311	Aldercrest Paving	125,000	-

311	Avenue A	290,000	-
311	Seventh & 10th Street	160,000	-
311	Lincoln & First Strett	180,000	-
		830,000	**1,251,000**

DEBT SERVICE FUND

The Debt Service Fund accounts for the City's General Obligation (G.O.) Debt. Fund resources are provided by beginning fund balance, property taxes on voter approved debt issuances, interfund transfers on non-voter approved street debt and interest income. Uses are restricted to debt service obligations of annual principal and interest payments according to bond debt repayment schedules.

Account Number	Description	2017-2018	2019-2020
	REVENUES		
205-000-361-10-00-00-000	Interest Earnings	259	600
205-000-397-90-60-70-000	Transfer In (001)	119,666	123,176
	Total Revenues	**119,925**	**123,776**
	EXPENDITURES		
205-000-591-95-71-40-000	Debt Serv Prin - Rivertrail	80,000	90,000
205-000-592-95-83-40-000	Debt Service - Rivertrail	39,666	32,175
205-000-592-95-89-00-000	Other Debt Service Costs	500	1,000
	Total Expenditures	**120,166**	**123,175**
	Budgeted Increase (Decrease) in Fund Balance	**(241)**	**601**
	Beginning Fund Balance	14,463	14,222
	Budgeted Ending Fund Balance	**14,222**	**14,823**

MUNICIPAL CAPITAL PROJECTS FUND

The Municipal Capital Project Fund accounts for the acquisition, construction and improvement to major City infrastructure. Fund resources are received from beginning fund balance, grants, donations, interest income and operating transfers in from other City special revenue, capital project and proprietary funds. A detailed list of 2017 capital projects and their respective revenue sources is presented within the appendix section of the City Budget.

Account Number	Description	2017-2018	2019-2020
	REVENUES		
310-000-361-10-00-00-000	Interest Earnings	1,843	6,000
	Grants	2,434	500,000
310-000-397-00-05-00-000	Transfer (001)	0	225,000
	Transfer (401)	0	75,000
	Transfer (402)		75,000
	Transfer (404)		75,000
	Transfer (113)	45,382	0
	Transfer (501)	0	47,000
	Transfer (604)	35,000	0
310-000-397-20-55-00-000	Transfer (117)	1,538,500	1,405,000
	Total Revenues	**1,623,159**	**2,408,000**
	EXPENDITURES		
310-000-576-70-41-00-112	Professional Services	0	0
310-000-594-10-62-00-106	Carnegie Site Plan	353,897	2,240,000
310-000-594-10-62-00-112	Hal Moe Pool Project/Averill	755,632	75,000
310-000-594-10-62-00-115	Riverfront Improvements	112,900	0
310-000-594-10-62-00-117	Ludwig Property Improvements	7,012	0

310-000-594-10-62-00-118	PD Improvement	174,661	0
310-000-594-10-62-00-119	City Hall Upgrade	73,107	40,000
310-000-594-10-62-00-120	Fisher Park Improvements	0	35,000
	HillPark & Other Improvements	26,279	0
	Shop Improvements	0	37,000
	Senior Center Improvements	0	10,000
310-000-594-10-94-10-000	Engineering Services (Allocated)	172,417	126,938
	Total Expenditures	**1,675,905**	**2,563,938**

Increase (Decrease) in Fund Balance	**(52,746)**	**(155,938)**
Beginning Fund Balance	124,238	71,492
Budgeted End Fund Balance	**71,492**	**(84,446)**

STREETS CAPITAL PROJECTS FUND

The Street Capital Project Fund accounts for the acquisition, construction and improvement to major City street infrastructure. Fund resouces are received from beginning fund balance, grants, interest income, transfers from the TBD special revenue, and proprietary funds. A detailed list of 2017 projects are included in the appendix section of the City Budget.

Account Number	Description	2017-2018	2019-2020
	REVENUES		
311-000-334-03-80-00-000	Tia/Istea - Grant	281,242	0
311-000-334-03-80-00-902	TIB 30th & Sr9	793,647	0
311-000-334-03-80-00-935	TIB Emergency Pavement Repair	47,186	0
311-000-333-20-20-50-911	RTC Grant Bickford and Weaver	216,200	0
		0	0
311-000-334-03-60-00-209	WSDOT-2nd Street Ped/Bike Impr	323,000	953,000
311-000-334-03-80-00-933	TIB First & Lincoln	0	0
311-000-334-03-80-00-934	TIB Grant Fourth Street Overla	425,000	735,000
	PSRC Pavement Preserv-Bickford	0	384,000
	Rural Town Center-Bickford-Weaver	0	216,200
	Park Avenue TIB	0	1,120,000
	Pine Ave TIB	0	86,000
311-000-361-10-00-00-000	Interest Earnings	8,325	0
311-000-397-00-10-00-000	Transfer In (001)	95,000	0
311-000-397-00-00-00-000	Transfer In (130)	780,000	1,251,000
311-000-397-00-30-00-000	Transfer In (117)	60,000	0
311-000-397-00-40-00-000	Transfer In (125)	220,800	148,800
311-000-397-31-55-01-000	Transfer In (404)	110,000	40,000
311-000-397-35-55-03-000	Transfer In (402)	216,000	0
311-000-397-42-55-02-000	Transfer In (401)	215,000	0
	Total Revenues	**3,791,400**	**4,934,000**

	EXPENDITURES		
311-000-595-10-41-01-000	CAP Financial Services(001)	790	0
311-000-595-10-41-05-000	CAP Admin Services(001)	44,423	42,534
311-000-595-10-41-06-000	CAP Engineering Services(001)	260,826	138,599
311-000-595-10-91-40-904	2nd Street Overlays Engineering	599	0
311-000-595-30-63-00-000	Wood Street Repair	0	0
311-000-595-30-63-00-100	1st & Union Bulbout	0	0
311-000-595-30-63-00-902	Project:Construction-30th &SR9	114,809	0
311-000-595-30-63-00-909	7th & 10th Street	150,000	0

311-000-595-30-63-00-908	Maple Avenue Overlay	15,932	0
311-000-595-30-63-00-910	Ave A Corridor	814,063	0
311-000-595-30-63-00-911	Bickford Ave & Weaver Way	250,000	250,000
311-000-595-30-63-00-932	Aldercrest Overlay	125,000	0
311-000-595-30-63-00-933	First Street Overlay	714,740	0
311-000-595-30-63-00-934	Fourth Street Overlay	500,000	850,000
311-000-595-30-63-00-935	Emergency Pavement Repair	55,512	0
	Bickford Avenue (SR 9 Overpass - Weaver Road)	0	500,000
	Park Avenue (Hill Park - North City Limits) Overlay	0	1,300,000
	Pine Ave Sidewalk	0	140,000
	Terrace Avenue	0	190,000
	Ford Avenue	0	450,000
	Van Jan Street	0	200,000
311-000-595-61-63-00-208	Pedestrian Networks Improvemen	138,365	0
311-000-595-62-63-00-209	2nd St Corridor Ped/Bike	325,390	1,054,000
	Total Expenditures	**3,510,449**	**5,115,133**

Budgeted Increase (Decrease) in Fund Balance	**280,951**	**(181,133)**
Beginning Fund Balance	347,207	628,158
Budgeted Ending Fund Balance	**628,158**	**447,025**

SELF INSURANCE FUND

The Self-Insurance Fund accounts for transactions related to unemployment insurance. Fund sources come from Operating Funds as a reimbursement.

Account Number	Description	2017-2018	2019-2020
	REVENUES		
503-000-348-97-20-00-000	Charges - Unemployment	11,385	10,000
503-000-361-10-00-00-000	Interest Earnings	33	100
	Total Revenues	**11,418**	**10,100**
	EXPENDITURES		
503-000-517-78-25-00-000	Unemployment Compensation	5,000	10,000
	Total Expenditures	5,000	10,000

Budgeted Increase (Decrease) in Fund Balance	**6,418**	**100**
Beginning Fund Balance	(1,746)	4,672
Budgeted Ending Fund Balance	**4,672**	**4,772**

EQUIPMENT REPLACEMENT FUND

The Equipment Replacement Fund accounts for equipment and vehicle replacements for non-utility expenditures for new capital equipment. The General Fund, Streets Fund and Fleet & Facilities fund transfer funds based on the Cost Allocation Plan.

	REVENUES		
505-000-348-60-05-01-000	Replacement Charge-Police	6,840	-
505-000-348-60-05-02-000	Replacement Charge-Parks	74,217	25,760
505-000-348-60-05-03-000	Replacement Charge-Engineering	22,510	6,576
505-000-348-60-05-04-000	Replacement Charge-Streets	44,346	13,000
505-000-348-60-05-10-000	Replacement Charge-Facilities	72,140	27,174
505-000-348-60-05-06-000	Replacement Charge-Bldg Inspec	4,230	-
505-000-348-60-05-25-000	Replacement Charge-Non-Departmental	0	5,148
505-000-361-10-00-00-000	Interest Earnings	1,431	5,600

	Total Revenue	**225,714**	**83,258**

EXPENDITURES

505-000-548-70-64-00-000	Equip Replacement - Shop	132,754	35,000
505-000-521-20-64-00-000	Equip Replacement - Police	0	-
505-000-548-	Equip Replacement - Streets	0	8,000
505-000-576-80-64-00-000	Equip Replacement-Parks	5,789	15,000
505-000-595-90-64-00-000	Equip Replacement - Engineering	0	-
	Total Expenditures	**138,543**	**58,000**

Budgeted Increase (Decrease) in Fund Balance	**87,171**	**25,258**
Beginning Fund Balance	198,493	285,664
Budgeted Ending Fund Balance	**285,664**	**310,922**

CARNEGIE RESTORATION FUND

The Carnegie Restoration Trust Fund accounts for monies donated by the community, community room rentals and lease revenues from Arts of Snohomish for the remodel and restoration of the historic Carnegie Library. Fund proceeds will be used to match against potential grant proceeds and other sources for the building's renovation.

Account Number	Description	2017-2018	2019-2020
	REVENUES		
604-000-361-10-00-00-000	Interest Income	177	120
604-000-362-50-00-00-000	Carnegie Lease	3,624	-
	Total Revenues	**3,801**	**120**
	EXPENDITURES		
604-000-575-30-62-00-000	Carnegie Improvements	-	-
604-000-575-30-53-10-000	Leasehold Tax	425	-
604-000-597-00-00-00-106	Transfer Out Carnegie Site	35,000	-
	Total Expenditures	**35,425**	**-**

Budgeted Increase (Decrease) in Fund Balance	**(31,624)**	**120**
Beginning Fund Balance	38,355	6,731
Budgeted Ending Fund Balance	**6,731**	**6,851**

PART 4

2019-2020 BUDGET

SUPPLEMENTAL INFORMATION

The new field at Averill Park, the site of the old Hal Moe pool building

Account Number	GENERAL FUND Description REVENUES	2017-2018	2019-2020
001-000-311-10-00-00-000	Property Taxes	2,439,382	2,486,775
001-000-313-11-00-00-000	City Sales & Use Tax	7,554,139	8,004,415
001-000-313-11-10-00-000	Sales tax Construction	624,404	498,073
001-000-313-71-00-00-000	Sales Tax - Criminal Justice	316,581	367,173
001-000-316-41-00-00-000	Electric Utility	957,086	960,000
001-000-316-43-00-00-000	Gas Utility	300,350	310,000
001-000-316-46-00-00-000	Television Cable Tax	309,460	320,000
001-000-316-47-00-00-000	Telephone Utility	530,515	520,000
001-000-316-48-00-00-000	Water/Sewer Utility Tax	790,561	710,000
001-000-316-49-00-00-000	Garbage/Solid Waste Tax	210,165	220,000
001-000-316-81-00-00-000	Gambling Tax	84,614	90,000
001-000-321-99-00-00-000	Business Licenses	126,518	116,000
001-000-321-99-10-00-000	Home Occupation Permits	900	800
001-000-322-10-00-00-000	Building Permits	170,585	125,000
001-000-322-11-00-00-000	Plumbing Permits	30,730	17,000
001-000-322-12-00-00-000	Mechanical Permits	32,998	30,000
001-000-322-13-00-00-000	Sign Permits	3,050	4,000
001-000-322-14-10-00-000	Fire Sprinkler Permits	3,264	2,700
001-000-322-14-20-00-000	Fire Alarm Permits	3,376	1,900
001-000-322-30-00-00-000	Animal License	2,169	1,600
001-000-322-40-00-00-000	Right Of Way Permits	23,648	30,000
001-000-322-90-00-00-000	Gun Permits	4,161	-
001-000-334-01-80-00-000	Military Dept.-Public Assist.	3,000	6,000
001-000-335-00-91-00-000	P U D Excise Tax	120,455	120,000
001-000-336-06-21-00-000	Criminal Justice - Lo Pop	5,321	6,400
001-000-336-06-25-00-000	Criminal Justice Contracted Sv	32,800	32,000
001-000-336-06-26-00-000	CJ - Special Programs	19,377	21,600
001-000-336-06-51-00-000	Criminal Justice - Driv Impa	2,959	3,000
001-000-336-06-94-00-000	Liquor Excise Tax	91,394	102,000
001-000-336-06-95-00-000	Liquor Profits	163,263	166,000
001-000-341-32-02-00-000	Dist/Muni Court Records Srvs	51	-
001-000-341-43-01-00-000	CAP: Financial Service (401)	226,166	211,080
001-000-341-43-02-00-000	CAP: Financial Service (402)	212,248	185,789
001-000-341-43-03-00-000	CAP: Financial Service (403)	13,973	-
001-000-341-43-04-00-000	CAP: Financial Service (404)	120,679	136,403
001-000-341-43-05-00-000	CAP: Financial Service (501)	54,662	64,282
001-000-341-43-06-00-000	CAP: Financial Service (502)	35,116	28,336
001-000-341-43-09-00-000	CAP: Financial Service (311)	790	-
001-000-341-43-10-20-000	CAP: Financial Service (102)	71,504	77,092
001-000-341-44-01-00-000	Admin Svcs (401)	194,007	165,815
001-000-341-44-02-00-000	Admin Svcs (402)	242,288	187,823
001-000-341-44-04-00-000	Admin Svcs (404)	88,880	73,732
001-000-341-44-05-00-000	Admin Svcs (403)	976	-
001-000-341-44-06-00-000	Admin Svcs (102)	127,920	96,142
001-000-341-44-07-00-000	Admin Svcs (501)	73,013	100,960
001-000-341-44-08-00-000	Admin Svcs (502)	56,763	55,836
001-000-341-44-09-00-000	Admin Svcs (311)	44,423	42,534
001-000-341-70-00-00-000	Sales Of Maps & Copies	2,485	2,000
001-000-341-82-01-00-000	Engineering Svc (401)	306,203	136,826
001-000-341-82-02-00-000	Engineering Svc (402)	263,446	234,698
001-000-341-82-04-00-000	Engineering Svc (404)	297,286	262,754
001-000-341-82-07-20-000	Eng Svc Capital Projects (130)	260,826	108,679
001-000-341-82-07-20-000	Engineering Svc (311)	-	138,599
001-000-341-82-17-20-000	Eng Svc Muni Cap Projects(310)	172,417	126,938
001-000-342-10-00-00-000	Law Enforcement Service	239,479	240,000
001-000-342-10-50-00-000	Fingerprinting Fees	1,804	1,000

Account Number	GENERAL FUND Description	2017-2018	2019-2020
001-000-342-33-06-00-000	Record Check Fee	516	400
001-000-342-50-00-00-000	DUI Emergency Response	605	-
001-000-345-83-00-00-000	Plan Checking Fees	107,375	125,000
001-000-345-89-10-00-000	Other Development Fees	115,331	120,000
001-000-347-60-00-00-000	Program Fees Park Facilities	25,277	6,000
001-000-353-10-00-00-000	Traffic Infractions	24,185	24,000
001-000-353-11-00-00-000	Traffic Infraction Pen-PD	2,031	4,000
001-000-353-70-00-00-000	Other Infractions	1,789	1,000
001-000-354-00-00-00-000	Parking Penalties	580	2,000
001-000-355-20-00-00-000	D.W.I. Penalties	12,658	12,000
001-000-355-80-00-00-000	Criminal Traffic Penalties	17,004	10,000
001-000-356-90-00-00-000	Non-Traffic Penalties	15,265	10,000
001-000-357-33-00-00-000	Public Defense Recoupments	2,966	3,000
001-000-357-37-00-00-000	Court Recoupment	12,548	8,000
001-000-361-10-00-00-000	Bank Interest - Treas. Acct	23,179	60,000
001-000-361-40-00-00-000	Interest Earnings-Other	10,218	10,000
001-000-362-40-00-00-000	Facilities Rentals Short Term	8,345	8,000
001-000-362-50-00-00-000	Facilities Lease Long term	19,005	20,000
001-000-362-50-00-00-117	Ludwig Property Lease	50,880	67,080
001-000-367-00-00-00-000	Contributions-Private Source	8,947	-
001-000-362-90-00-99-000	Wayfinder Sign Charges	3,090	-
001-000-367-11-00-00-000	Donations-Parks	5,268	-
001-000-369-99-10-00-000	Miscellaneous	13,379	10,000
001-000-395-10-00-00-000	Sale of General Fixed Assets	30,645	-
	Total Revenues	**18,575,718**	**18,450,234**

Account Number	Description EXPENSES	2017-2018	2019-2020
	City Council		
001-010-511-60-11-00-000	Regular Pay	85,853	86,184
001-010-511-60-21-00-000	Payroll Taxes	7,087	6,594
001-010-511-60-23-00-000	Insurance Benefit Premiums	125	-
001-010-511-60-24-00-000	Disability Insurance	69	200
001-010-511-60-31-00-000	Office & Operating Supplies	163,290	500
001-010-511-60-41-00-000	Professional Services-Legal	210,484	390,000
001-010-511-60-41-05-000	Professional Svcs-Legal-Litigation	158	20,000
001-010-511-60-42-10-000	Postage	250	500
001-010-511-60-43-00-000	Travel & Subsistence	3,609	7,000
001-010-511-60-49-00-000	Miscellaneous	9,442	8,000
001-010-511-60-49-20-000	Education & Training	3,205	6,000
	Sub-Total City Council	**483,571**	**524,978**

	Mayor & Administrator		
001-020-513-10-11-00-000	Regular Pay	451,037	536,626
001-020-513-10-21-00-000	Payroll Taxes	27,747	34,115
001-020-513-10-22-00-000	Retirement Benefits	36,944	64,879
001-020-513-10-23-00-000	Insurance Benefit Premiums	48,256	141,236
001-020-513-10-24-00-000	Disability Insurance	-	952
001-020-513-10-31-00-000	Office & Operating Supplies	258	400
001-020-513-10-35-00-000	Small Tools & Minor Equip	200	400
001-020-513-10-40-10-000	CAP: Fleet & Facility (501)	14,926	34,809
001-020-513-10-40-15-000	CAP: Info Services (502)	27,272	69,730
001-020-513-10-41-10-000	Professional Services	51,878	100,000
001-020-513-10-42-10-000	Postage	310	600
001-020-513-10-42-20-000	Communications	2,310	4,400

Account Number	GENERAL FUND Description	2017-2018	2019-2020
001-020-513-10-43-00-000	Travel & Subsistence	2,455	8,000
001-020-513-10-49-00-000	Miscellaneous	310	400
001-020-513-10-49-10-000	Dues & Subscriptions	3,292	4,000
001-020-513-10-49-20-000	Education & Training	1,580	9,000
	Sub-Total Mayor & Administrator	**668,776**	**1,009,547**

City Clerk

001-020-514-30-11-00-000	Regular Pay	257,275	212,808
001-020-514-30-12-00-000	Overtime Pay	687	-
001-020-514-30-21-00-000	Payroll Taxes	19,734	16,280
001-020-514-30-22-00-000	Retirement Benefits	30,064	29,155
001-020-514-30-23-00-000	Insurance Benefits Premiums	53,730	46,151
001-020-514-30-24-00-000	Disability Insurance	-	476
001-020-514-30-31-00-000	Office & Operating Supplies	1,342	1,000
001-020-514-30-35-00-000	Small Tools & Minor Equip	200	400
001-020-514-30-40-10-000	CAP: Fleet & Facilities (501)	14,647	11,603
001-020-514-30-40-15-000	CAP: Info Services (502)	54,476	28,263
001-020-514-30-41-00-000	Professional Services	41,517	10,000
001-020-514-30-42-00-000	Communication	717	800
001-020-514-30-42-10-000	Postage	5,251	5,600
001-020-514-30-43-00-000	Travel & Subsistence	1,384	1,000
001-020-514-30-44-00-000	Advertising	40,265	40,000
001-020-514-30-49-10-000	Dues & Subscriptions	908	1,000
001-020-514-30-49-20-000	Education & Training	567	1,000
001-020-514-30-49-30-000	Miscellaneous	314	500
	Sub-Total City Clerk	**523,078**	**406,036**

Human Resources

001-020-518-10-31-00-000	Office & Operating Supplies	316	500
001-020-518-10-31-10-000	Wellness Supplies	1,825	2,400
001-020-518-10-40-10-000	CAP: Fleet & Facilities (501)	4,882	-
001-020-518-10-40-15-000	CAP: Info Services (502)	28,442	-
001-020-518-10-41-00-000	Professional Services	54,245	20,000
001-020-518-10-42-20-000	Communications	617	600
001-020-518-10-43-00-000	Travel & Subsistence	89	600
001-020-518-10-44-00-000	Advertising	7,792	10,000
001-020-518-10-46-00-000	WCIA Premiums	477,069	482,000
001-020-518-10-49-00-000	Health and Safety Services	5,330	5,000
001-020-518-10-49-10-000	Dues & Subscription	199	400
001-020-518-10-49-20-000	Education & Training	2,947	1,000
001-020-518-10-49-30-000	Miscellaneous	2,126	1,600
	Sub-Total Human Resources	**585,878**	**524,100**

Economic Development

001-020-558-70-11-00-000	Regular Pay	74,236	210,612
001-020-558-70-21-00-000	Payroll Taxes	4,956	16,111
001-020-558-70-22-00-000	Retirement Benefits	8,950	28,854
001-020-558-70-23-00-000	Insurance Benefit Premiums	15,627	46,145
001-020-558-70-24-00-000	Disability Insurance	1,112	476
001-020-558-70-31-00-000	Office & Operating Supplies	387	600
001-020-558-70-31-99-000	Wayfinder Sign Supplies	1,916	1,500
001-020-558-70-35-00-000	Small Tools & Minor Equip	291	400
001-020-558-70-40-10-000	CAP: Fleet & Facilities (501)	14,368	11,603
001-020-558-70-40-15-000	CAP: Info Services (502)	52,149	23,063
001-020-558-70-41-10-000	Professional Services-EconDev	76,264	20,000
001-020-558-70-42-20-000	Communications	2,677	11,000
001-020-558-70-43-00-000	Travel & Subsistence	-	3,000

Account Number	GENERAL FUND Description	2017-2018	2019-2020
001-020-558-70-49-10-000	Dues & Subscriptions	1,197	800
001-020-558-70-49-20-000	Education & Training	665	1,000
	Sub-Total Economic Development	**254,795**	**375,164**

Finance

001-040-514-23-11-00-000	Regular Pay	809,759	973,350
001-040-514-23-12-00-000	Overtime Pay	3,950	3,000
001-040-514-23-21-00-000	Payroll Taxes	62,249	74,691
001-040-514-23-22-00-000	Retirement Benefits	96,149	125,288
001-040-514-23-23-00-000	Insurance Benefits Premiums	126,842	143,488
001-040-514-23-24-00-000	Disability Insurance	-	2,856
001-040-514-23-31-00-000	Office & Operating Supplies	3,575	4,000
001-040-514-23-35-00-000	Small Tools & Minor Equip	632	3,000
001-040-514-23-40-10-000	CAP: Fleet & Facilities (501)	48,823	52,214
001-040-514-23-40-15-000	CAP: Info Services (502)	136,883	142,880
001-040-514-23-41-10-000	Professional Services-Audit	65,363	80,000
001-040-514-23-41-20-000	Professional Services	6,495	10,000
001-040-514-23-42-10-000	Postage	2,995	2,400
001-040-514-23-42-20-000	Communication	1,631	1,600
001-040-514-23-43-00-000	Travel & Subsistence	2,705	3,000
001-040-514-23-49-10-000	Dues & Subscriptions	1,119	1,400
001-040-514-23-49-20-000	Education & Training	2,542	5,000
001-040-514-23-49-30-000	Miscellaneous Services	360	500
001-040-514-23-49-31-000	Bank Service Charges	14,548	4,000
	Sub-Total Finance	**1,386,620**	**1,632,667**

Law Enforcement

001-060-512-50-41-20-000	Court Appt. Attorney Fees	229,830	260,000
001-060-512-50-41-32-000	Interpreter Fees	820	1,500
001-060-512-50-41-40-000	Prosecution Fees	46,441	50,000
001-060-512-50-51-10-000	Jail Fees-Snohomish County	312,735	300,000
001-060-512-40-51-20-000	Court Filing Fees	33,000	50,000
001-060-521-10-11-00-000	Regular Pay	208,917	257,886
001-060-521-10-12-00-000	Overtime Pay	4,610	-
001-060-521-10-21-00-000	Payroll Taxes	16,335	19,729
001-060-521-10-22-00-000	Retirement Benefits	25,569	33,136
001-060-521-10-23-00-000	Insurance Benefits Premiums	71,039	75,179
001-060-521-10-24-00-000	Disability Insurance	-	952
001-060-521-10-27-00-000	Uniforms	8	-
001-060-521-10-31-00-000	Office & Operating Supplies	6,144	2,000
001-060-521-10-35-00-000	Small Tools & Minor Equip	500	1,000
001-060-521-10-41-00-000	Professional Services	7,500	-
001-060-521-10-42-00-000	Communication	1,500	-
001-060-521-10-42-10-000	Postage	753	800
001-060-521-10-43-00-000	Travel & Subsistance	1,304	1,000
001-060-521-10-49-10-000	Miscellaneous	33,434	4,000
001-060-521-10-49-20-000	Education & Training	2,400	2,000
001-060-521-10-51-99-000	SCSO-Administration	1,006,120	1,041,604
001-060-521-20-40-10-000	CAP: Fleet & Facility (501)	146,295	105,275
001-060-521-20-40-15-000	CAP: Info Services (502)	124,283	93,787
001-060-521-20-40-25-000	CAP: Equip Replace (505)	6,840	-
001-060-521-20-49-40-000	Misc. Services	-	1,000
001-060-521-20-51-20-000	Snopac Dispatch Fees	275,322	270,000
001-060-521-20-51-30-000	800 Mhz Debt Service	107,094	108,000
001-060-521-20-51-35-000	800 Mhz M/O	63,749	60,000
001-060-521-20-51-40-000	DEM Assessment	23,584	24,000
001-060-521-22-51-95-000	SCSO-Personnel-SRO	240,195	243,309

Account Number	GENERAL FUND Description	2017-2018	2019-2020
001-060-521-22-51-99-000	SCSO-Personnel	4,633,909	4,762,948
001-060-521-30-51-10-000	Animal Impound Fees	10,889	8,000
	Sub-Total Law Enforcement	**7,641,119**	**7,777,105**

Building/Inspection

001-100-524-20-11-00-000	Regular Pay	179,493	187,428
001-100-524-20-12-00-000	Overtime Pay	1,818	-
001-100-524-20-21-00-000	Payroll Taxes	13,871	14,338
001-100-524-20-22-00-000	Retirement	22,354	25,677
001-100-524-20-23-00-000	Insurance Benefits Premiums	42,043	38,660
001-100-524-20-24-00-000	Disability Insurance	-	2,954
001-100-524-20-27-00-000	Uniforms	200	400
001-100-524-20-31-00-000	Office & Operating Supplies	2,143	3,500
001-100-524-20-35-00-000	Small Tools & Minor Equipment	-	1,200
001-100-524-20-40-10-000	CAP: Fleet & Facility (501)	19,007	19,510
001-100-524-20-40-15-000	CAP: Info Services (502)	27,327	23,113
001-100-524-20-40-25-000	CAP: Equip Replace (505)	4,230	-
001-100-524-20-41-10-000	Professional Svcs-Abatements	500	2,000
001-100-524-20-41-20-000	Professional Svcs-Plan/Ins Ser	5,705	6,270
001-100-524-20-42-10-000	Postage	100	200
001-100-524-20-42-20-000	Communications	2,010	2,000
001-100-524-20-49-10-000	Dues & Subscriptions	530	570
001-100-524-20-49-20-000	Education & Training	1,394	1,875
	Sub-Total Building/Inspections	**322,724**	**329,695**

Plan/Permit

001-100-558-50-11-00-000	Regular Pay	503,036	537,342
001-100-558-50-12-00-000	Overtime Pay	9,402	4,000
001-100-558-50-21-00-000	Payroll Taxes	39,201	41,413
001-100-558-50-22-00-000	Retirement Benefits	62,686	72,334
001-100-558-50-23-00-000	Insurance Benefits Premiums	106,140	90,885
001-100-558-50-24-00-000	Disability Insurance	-	1,428
001-100-558-50-31-00-000	Office & Operating Supplies	6,538	4,000
001-100-558-50-35-00-000	Small Tools & Minor Equip	342	1,800
001-100-558-50-40-10-000	CAP: Fleet & Facility (501)	29,293	34,809
001-100-558-50-40-15-000	CAP: Info Services (502)	87,800	76,960
001-100-558-50-41-10-000	Professional Services	127,032	120,000
001-100-558-50-41-11-000	Environmental Consulting Servi	8,148	40,000
001-100-558-50-41-30-000	Hearing Examiner Serv.	25,079	33,500
001-100-558-50-42-10-000	Postage	2,357	3,000
001-100-558-50-42-20-000	Communications	3,703	4,000
001-100-558-50-43-00-000	Travel & Subsistence	2,676	3,135
001-100-558-50-44-00-000	Advertising	2,584	5,000
001-100-558-50-49-00-000	Miscellaneous Services	575	1,035
001-100-558-50-49-10-000	Dues & Subscriptions	2,382	2,590
001-100-558-50-49-20-000	Education & Training	3,160	4,150
	Sub-Total Plan/Permit	**1,022,135**	**1,081,381**

Parks

001-140-576-80-11-00-000	Regular Pay	523,508	637,974
001-140-576-80-12-00-000	Overtime Pay	5,972	4,000
001-140-576-80-13-00-000	Temp/Seasonal Pay	107,634	110,534
001-140-576-80-21-00-000	Payroll Taxes	47,619	57,567
001-140-576-80-22-00-000	Retirement Benefits	68,857	82,531
001-140-576-80-23-00-000	Insurance Benefits Premiums	112,096	99,747
001-140-576-80-24-00-000	Disability Insurance	-	12,794
001-140-576-80-27-00-000	Uniforms	4,041	5,000

Account Number	GENERAL FUND Description	2017-2018	2019-2020
001-140-576-80-27-10-000	Safety Equipment	2,785	3,000
001-140-576-80-31-00-000	Office Supplies	-	-
001-140-576-80-31-10-000	Operating Supplies	97,619	110,000
001-140-576-80-31-11-000	Operating Supplies Volunteers	-	5,000
001-140-576-80-35-00-000	Small Tools & Minor Equip	42,747	60,000
001-140-576-80-40-10-000	CAP: Fleet & Facility (501)	246,057	172,166
001-140-576-80-40-15-000	CAP: Info Services (502)	104,103	92,053
001-140-576-80-40-25-000	CAP: Equip Replace (505)	74,217	25,760
001-140-576-80-41-00-000	Professional Services	26,702	20,000
001-140-576-80-41-10-000	Contract Services	15,000	15,000
001-140-576-80-42-10-000	Postage	253	500
001-140-576-80-42-20-000	Communications	5,959	6,000
001-140-576-80-43-00-000	Travel & Subsistence	1,000	2,000
001-140-576-80-44-00-000	Advertising	500	1,000
001-140-576-80-45-00-000	Operating Rentals	10,729	12,000
001-140-576-80-47-00-000	Utilities-Water/Sewer	52,232	54,000
001-140-576-80-48-00-000	Repairs & Maintenance	31,810	40,000
001-140-576-80-49-10-000	Dues & Subscriptions	982	1,000
001-140-576-80-49-20-000	Education & Training	5,949	7,000
	Sub-Total Parks	**1,588,370**	**1,636,625**

Engineering

001-140-595-90-11-00-000	Regular Pay	1,095,878	992,411
001-140-595-90-12-00-000	Overtime Pay	38,019	50,000
001-140-595-90-21-00-000	Payroll Taxes	90,663	79,744
001-140-595-90-22-00-000	Retirement Benefits	138,580	134,236
001-140-595-90-23-00-000	Insurance Benefits Premiums	190,991	156,220
001-140-595-90-24-00-000	Disability Insurance	-	12,296
001-140-595-90-27-00-000	Uniforms	250	500
001-140-595-90-27-10-000	Safety Equipment	631	1,000
001-140-595-90-31-00-000	Office & Operating Supplies	18,984	7,000
001-140-595-90-35-00-000	Small Tools & Minor Equip	689	500
001-140-595-90-40-10-000	CAP: Fleet & Facility (501)	66,831	49,889
001-140-595-90-40-15-000	CAP: Info Services (502)	176,680	137,807
001-140-595-90-40-25-000	CAP: Equip Replace (505)	22,510	6,576
001-140-595-90-41-00-000	Professional Services	121,493	120,000
001-140-595-90-42-10-000	Postage	4,566	1,200
001-140-595-90-42-20-000	Telephone	7,746	8,000
001-140-595-90-43-00-000	Travel & Subsistence	1,794	3,000
001-140-595-90-44-00-000	Advertising	300	600
001-140-595-90-48-00-000	Repairs & Maintenance	500	1,000
001-140-595-90-49-10-000	Dues & Subscriptions	4,005	2,000
001-140-595-90-49-20-000	Education & Training	2,100	4,000
001-140-595-90-49-30-000	Miscellaneous Services	250	500
	Sub-Total Engineering	**1,983,460**	**1,768,479**

Non-Departmental

001-180-518-90-23-00-000	Retiree Insurance Premiums	43,709	44,000
001-180-518-90-34-10-000	Reallocated Copier Charges	2,589	2,000
001-180-518-90-39-00-000	Misc. Supplies	2,562	2,000
001-180-518-90-40-10-000	CAP: Fleet & Facility (501)	158,507	132,165
001-180-518-90-40-25-000	CAP: Equip Replace (505)	-	5,148
001-180-518-90-47-00-000	Public Utilities-Food Bank	3,394	4,100
001-180-518-90-49-00-000	Miscellaneous Services	6,232	3,000
001-180-518-90-51-20-000	Alliance Housing Affordibility	3,439	23,400
001-180-518-90-51-30-000	PSAPCA	13,872	14,750
001-180-518-90-51-40-000	Alcohol Rehabilitation	2,661	4,000

Account Number	GENERAL FUND Description	2017-2018	2019-2020
001-180-518-90-51-50-000	Economic Alliance-Snohomish Co	8,000	8,000
001-180-518-90-51-55-000	Annual Due - Omwbe	400	600
001-180-518-90-51-60-000	Assoc Of Washington Cities	13,717	14,100
001-180-518-90-51-61-000	Puget Sound Reg Council	6,638	7,000
001-180-518-90-51-65-000	Philips Publishing	32,345	30,000
001-180-518-90-51-70-000	Snohomish County Tomorrow	3,528	3,839
001-180-518-90-51-75-000	SHD	38,500	40,000
001-180-518-90-51-80-000	Voter Registration/Elections	36,232	45,000
001-180-518-90-53-10-000	Leasehold tax	-	2,000
001-180-572-20-49-00-000	Snohomish Senior Center	31,840	34,000
001-180-576-20-47-00-000	Utilities-Water/Sewer-Aquatic	106,273	118,000
001-180-576-20-53-00-000	External Tax	3,456	-
001-180-597-90-50-75-000	Transfers Out (to Fund 311)	75,000	-
	Transfer Out(to Fund 310)Carnegie	-	225,000
001-180-597-90-55-10-000	Transfer Out - (Streets 102)	1,440,000	1,440,000
001-180-597-90-60-70-000	Transfers-Out - (Debt 205)	119,666	123,176
	Sub-Total Non-Departmental	**2,152,560**	**2,325,278**

Total Expenditures	**18,613,088**	**19,391,055**

Budgeted (Decrease) in Fund Balance	**(37,369)**	**(940,821)**
Beginning Fund Balance	**2,471,273**	**2,433,904**
Budgeted Ending Fund Balance	**2,433,904**	**1,493,083**

Account Number	STREETS FUND Description REVENUES	2017-2018	2019-2020
	Streets		
102-000-336-00-71-00-000	Multimodal Transportation	20,219	24,100
102-000-336-00-88-00-000	Motor Vehicle Fuel Tax	418,450	444,000
102-000-361-10-00-00-000	Interest Earnings	842	400
102-000-362-10-00-00-000	Barricade Rental	8,390	8,000
102-000-397-00-00-00-000	Trf from General Fund	1,440,000	1,440,000
102-000-397-42-00-00-000	Trf from REET	200,000	240,000
	Total Revenues	**2,087,901**	**2,156,500**

	Street Maintenance		
102-140-542-30-11-00-000	Regular Pay	309,438	354,466
102-140-542-30-12-00-000	Overtime Pay	6,184	-
102-140-542-30-13-00-000	Temp/Seasonal Pay	44,538	59,398
102-140-542-30-21-00-000	Payroll Taxes	27,552	31,661
102-140-542-30-22-00-000	Retirement Benefits	38,940	47,012
102-140-542-30-23-00-000	Insurance Benefit Premiums	97,552	99,767
102-140-542-30-24-00-000	Disability Insurance	-	7,388
102-140-542-30-27-00-000	Uniforms	2,843	3,000
102-140-542-30-27-10-000	Safety Equipment	3,197	3,000
102-140-542-30-31-00-000	Office & Operating Supplies	15,022	18,000
102-140-542-30-34-10-000	Mix Asphalt	18,013	20,000
102-140-542-30-34-20-000	Liquid Asphalt	5,213	10,000
102-140-542-30-34-30-000	Rock & Sand	13,541	14,000
102-140-542-30-34-40-000	Concrete	10,896	20,000
102-140-542-30-35-00-000	Small Tools & Minor Equip	14,075	20,000
102-140-542-30-40-10-000	CAP: Fleet & Facility (501)	173,224	222,502
102-140-542-30-40-15-000	CAP: Info Services (502)	82,055	80,642
102-140-542-30-40-25-000	CAP: Equip Replace (505)	44,346	13,000
102-140-542-30-41-01-000	CAP: Finance Services (001)	71,504	77,092
102-140-542-30-41-05-000	CAP: Admin Services (001)	127,920	96,142
102-140-542-30-41-20-000	Professional Services-Legal	500	1,000
102-140-542-30-41-30-000	Professional Services-Other	8,061	10,000
102-140-542-30-42-00-000	Communications	5,345	6,000
102-140-542-30-43-00-000	Travel & Subsistence	708	1,000
102-140-542-30-45-00-000	Operating Rentals	12,441	12,000
102-140-542-30-48-00-000	Repairs & Maintenance	41,556	50,000
102-140-542-30-49-10-000	Dues & Subscriptions	1,113	800
102-140-542-30-49-20-000	Education & Training	3,021	4,000
102-140-542-30-49-30-000	Miscellaneous Services	5,992	5,000
102-140-542-30-51-00-000	Snow & Ice Removal	5,000	10,000
102-140-542-30-51-10-000	Street Sweeping	43,511	42,000
	Sub-Total Street Maintenance	**1,233,300**	**1,338,869**

	Traffic/Ped Safety		
102-140-542-69-11-00-000	Regular Pay	125,326	132,504
102-140-542-69-12-00-000	Overtime Pay	1,266	-
102-140-542-69-21-00-000	Payroll Taxes	9,684	10,137
102-140-542-69-22-00-000	Retirement Benefits	15,606	18,153
102-140-542-69-23-00-000	Insurance Benefit Premiums	40,837	38,474
102-140-542-69-24-00-000	Disability Insurance	-	2,954
102-140-542-69-27-00-000	Uniforms	2,026	2,000
102-140-542-69-27-10-000	Safety Equipment	1,331	700
102-140-542-69-31-10-000	Operating Supplies	118,502	120,000
102-140-542-69-35-00-000	Small Tools & Minor Equip	11,459	15,000
102-140-542-69-41-20-000	Professional Services-Legal	1,000	2,000

Account Number	STREETS FUND Description	2017-2018	2019-2020
102-140-542-69-47-10-000	Street Lighting	162,297	166,000
102-140-542-69-48-00-000	Repairs & Maintenance	45,225	50,000
102-140-542-69-49-20-000	Education & Training	1,271	2,000
102-140-542-69-51-10-000	Traffic Signal Maint. Agrmt.	114,628	130,000
102-140-542-69-51-20-000	Paint Striping County	15,000	15,000
102-140-542-69-51-30-000	Cross Walk - Maintenance	28,443	40,000
	Sub-Total Traffic/Ped Safety	**693,902**	**744,922**

Streets Administration

102-140-542-90-11-00-000	Regular Pay	69,539	74,408
102-140-542-90-21-00-000	Payroll Taxes	5,320	5,692
102-140-542-90-22-00-000	Retirement Benefits	8,509	10,060
102-140-542-90-23-00-000	Insurance Benefit Premiums	11,868	12,870
102-140-542-90-24-00-000	Disability Insurance	-	1,004
102-140-542-90-27-00-000	Uniforms	423	400
102-140-542-90-27-10-000	Safety Equipment	673	1,000
102-140-542-90-31-10-000	Operating Supplies	311	600
102-140-542-90-35-10-000	Small Tools & Minor Equip	1,358	1,000
102-140-542-90-41-00-000	Professional Services	300	600
102-140-542-90-41-20-000	Professional Services-Legal	8,409	10,000
102-140-542-90-43-00-000	Travel & Subsistence	300	600
102-140-542-90-49-20-000	Education & Training	500	1,000
	Sub-Total Streets Admin	**107,510**	**119,234**

	Total Expenditures	**2,034,713**	**2,203,025**

Increase (Decrease) in Fund Balance	**53,188**	**(46,525)**
Beginning Fund Balance	150,412	203,600
Budgeted End Fund Balance	**203,600**	**157,075**

Account Number	WATER FUND Description REVENUES	2017-2018	2019-2020
401-000-322-10-00-00-000	Water Permits	3,445	4,200
401-000-343-40-00-00-000	Water Billings	5,311,523	5,707,969
401-000-343-40-10-00-000	Inspection Fees-Water	88,321	154,628
401-000-361-10-00-00-000	Interest Earnings	49,971	80,000
401-000-361-40-00-00-000	Late Penalty Charges	88,185	80,000
401-000-361-40-10-00-000	On/Off Charges	12,842	10,000
401-000-369-10-00-00-000	Sale of Scrap and Junk	63	-
401-000-369-90-00-00-000	Miscellaneous	11,308	10,000
401-000-379-90-00-00-000	Connection Fees-Water	104,957	83,002
401-000-379-90-10-00-000	Connection Fees-Aldercrest	5,700	-
401-000-379-95-00-00-000	Capital Facility Charges-Water	204,368	186,042
401-000-397-35-55-04-000	Transfer In (402)	100,000	-
401-000-397-42-55-04-000	Transfer In (404)	175,000	-
	Total Revenues	**6,155,683**	**6,315,841**

Water Administration

401-140-534-10-11-00-000	Regular Pay	67,044	70,956
401-140-534-10-21-00-000	Payroll Taxes	5,129	5,428
401-140-534-10-22-00-000	Retirement Benefits	8,272	9,721
401-140-534-10-23-00-000	Insurance Benefit Premiums	16,515	14,606
401-140-534-10-24-00-000	Disability	-	986
401-140-534-10-27-00-000	Uniforms	314	600
401-140-534-10-27-10-000	Safety Equipment	500	1,000
401-140-534-10-31-10-000	Operating Supplies	1,458	2,000
401-140-534-10-35-10-000	Small Tools & Minor Equip	500	1,000
401-140-534-10-41-00-000	Professional Services	20,477	20,000
401-140-534-10-41-10-000	Merchant Services	4,000	-
401-140-534-10-42-00-000	Communications	2,252	2,400
401-140-534-10-43-00-000	Travel & Subsistence	600	1,200
401-140-534-10-49-10-000	Education & Training	1,603	2,000
	Sub-Total Water Admin	**128,663**	**131,897**

Water Distribution

401-140-534-80-11-00-000	Regular Pay	608,925	645,743
401-140-534-80-12-00-000	Overtime Pay	8,876	12,000
401-140-534-80-13-00-000	Temp/Seasonal Pay	23,156	29,260
401-140-534-80-21-00-000	Payroll Taxes	49,076	52,556
401-140-534-80-22-00-000	Retirement Benefits	75,309	87,427
401-140-534-80-23-00-000	Insurance Benefits Premiums	147,792	134,599
401-140-534-80-24-00-000	Disability	-	13,352
401-140-534-80-27-00-000	Uniforms	4,067	4,400
401-140-534-80-27-10-000	Safety Equipment	6,138	7,500
401-140-534-80-31-10-000	Operating Supplies	150,294	167,272
401-140-534-80-33-00-000	Everett Water For Resale	1,342,663	1,440,000
401-140-534-80-34-00-000	Meters-new services	65,231	60,000
401-140-534-80-35-00-000	Small Tools & Minor Equip	28,077	30,000
401-140-534-80-40-10-000	CAP: Fleet & Facility (501)	307,434	302,911
401-140-534-80-40-15-000	CAP: Info Services (502)	110,917	104,045
401-140-534-80-41-01-000	CAP: Finance Services (001)	189,270	211,080
401-140-534-80-41-05-000	CAP: Admin Services (001)	123,643	165,815
401-140-534-80-41-06-000	CAP: Engineering Svcs (001)	304,930	136,826
401-140-534-80-41-10-000	Professional Services	42,199	81,200
401-140-534-80-42-00-000	Communication	14,750	15,200
401-140-534-80-42-10-000	Postage	11,150	8,000
401-140-534-80-43-00-000	Travel & Subsistence	2,160	4,181

Account Number	WATER FUND Description	2017-2018	2019-2020
401-140-534-80-45-10-000	Equipment Rental	4,668	8,000
401-140-534-80-47-00-000	Utilities	24,829	28,000
401-140-534-80-48-00-000	Repairs & Maintenance	72,243	83,600
401-140-534-80-49-10-000	Dues & Subscriptions	1,236	2,000
401-140-534-80-49-15-000	Printing & Binding	2,891	3,000
401-140-534-80-49-20-000	Education & Training	6,937	7,300
401-140-534-80-49-30-000	Miscellaneous	4,904	7,000
401-140-534-80-49-40-000	Water Quality Testing	28,305	40,000
401-140-534-80-49-50-000	Water Quality program	14,024	20,000
401-140-534-80-49-60-000	Merchant Services	7,930	7,200
401-140-534-80-51-30-000	Permit Fees	12,858	12,000
401-140-534-80-53-00-000	Water Utility Excise Tax	274,103	268,000
401-140-534-80-63-00-000	Capital Outlay Other Improvements	14,829	6,000
	Sub-Total Water Distribution	**4,085,814**	**4,205,467**

Water Treatment

401-140-534-90-11-00-000	Regular Pay	20,609	-
401-140-534-90-12-00-000	Overtime Pay	332	-
401-140-534-90-21-00-000	Employer Taxes	1,761	-
401-140-534-90-22-00-000	Employer Retirement	2,246	-
401-140-534-90-23-00-000	Employer Premiums	7,015	-
401-140-534-90-24-00-000	Disability Insurance	-	-
401-140-534-90-27-00-000	Uniforms	187	-
401-140-534-90-27-10-000	Uniforms - Safety Equipment	285	-
401-140-534-90-31-10-000	Chemicals	87	-
401-140-534-90-31-20-000	Operating Supplies	1,321	-
401-140-534-90-41-00-000	Professional Services	392	-
401-140-534-90-41-20-000	Legal Services	315	-
401-140-534-90-42-00-000	Communication	1,930	-
401-140-534-90-47-00-000	Utility Services	15,501	14,200
401-140-534-90-48-00-000	Repairs & Maintenance	1,561	-
401-140-534-90-49-10-000	Dues And Subscriptions	76	-
401-140-594-34-62-00-000	Buildings & Structures	75,000	-
401-140-594-34-60-00-000	Capital Outlay: Other Improve	84,692	-
401-140-594-34-63-00-000	Capital Outlay: Projects	850,000	250,000
401-140-594-34-63-00-932	Aldercrest Water Main Extend	1,458	-
401-140-594-34-63-50-310	Project: So. Zone Resevoir Cover	7,630	-
401-140-594-34-64-00-000	Capital Outlay: Equipment	150,461	13,000
	Transfer Out (402)	-	150,000
	Transfer Out (310)		75,000
401-140-597-42-55-02-000	Transfer-Out (to 311)	215,000	-
	Sub-total Water Treatment	**1,437,856**	**502,200**

Total Expenditures	**5,652,334**	**4,839,564**

Increase (Decrease) in Fund Balance	**503,349**	**1,476,277**
Beginning Fund Balance	2,938,877	3,442,226
Budgeted End Fund Balance	**3,442,226**	**4,918,503**

Account Number	WASTEWATER FUND Description REVENUES	2017-2018	2019-2020
402-000-322-10-00-00-000	Sewer Permits	4,025	4,200
402-000-343-60-00-00-000	Sewer Billings	8,107,166	7,520,000
402-000-343-60-10-00-000	Inspection Fees - Sewer	6,113	6,300
402-000-343-95-20-00-000	Special Development Fee	273,504	447,552
402-000-361-10-00-00-000	Interest Earnings	76,437	100,000
402-000-379-90-00-00-000	Connection Fees-Sewer	450,264	532,560
402-000-379-95-00-00-000	Capital Facility Charges-Sewer	211,303	249,900
402-000-397-38-55-02-000	Transfer In (401)	60,000	150,000
	Transfer In (404)	-	50,000
	Total Revenues	**9,188,812**	**9,060,512**

EXPENSES

Wastewater Administration

402-140-535-10-11-00-000	Regular Pay	66,931	70,932
402-140-535-10-21-00-000	Payroll Taxes	5,120	5,426
402-140-535-10-22-00-000	Retirement Benefits	8,258	9,717
402-140-535-10-23-00-000	Insurance Benefits Premium	15,933	14,600
402-140-535-10-24-00-000	Disability Insurance	-	984
402-140-535-10-27-00-000	Uniforms	599	800
402-140-535-10-27-10-000	Safety Equipment	244	200
402-140-535-10-31-00-000	Operating Supplies	925	400
402-140-535-10-35-00-000	Small Tools & Minor Equip	500	1,000
402-140-535-10-41-00-000	Professional Services	2,858	4,000
402-140-535-10-43-00-000	Travel & Subsistence	303	1,000
402-140-535-10-49-10-000	Dues & Subscriptions	707	600
402-140-535-10-49-20-000	Education & Training	733	1,200
402-140-535-10-49-60-000	Merchant Services	7,000	-
	Sub-Total Wastewater Admin	**110,112**	**110,859**

Wastewater Collection

402-140-535-80-11-00-000	Regular Pay	280,647	306,998
402-140-535-80-12-00-000	Overtime Pay	2,918	4,000
402-140-535-80-13-00-000	Temp/Seasonal Pay	13,300	29,260
402-140-535-80-21-00-000	Payroll Taxes	22,710	26,030
402-140-535-80-22-00-000	Retirement Benefits	34,077	39,863
402-140-535-80-23-00-000	Insurance Benefits Premiums	57,301	52,823
402-140-535-80-24-00-000	Disability Insurance	-	5,910
402-140-535-80-27-00-000	Uniforms	1,696	2,299
402-140-535-80-27-10-000	Safety Equipment	4,485	6,400
402-140-535-80-31-00-000	Office & Operating Supplies	30,438	28,200
402-140-535-80-35-00-000	Small Tools & Minor Equip	15,371	14,000
402-140-535-80-40-10-000	CAP: Fleet & Facility (501)	336,563	340,086
402-140-535-80-40-15-000	CAP: Info Services (502)	159,676	160,983
402-140-535-80-41-01-000	CAP: Finance Services (001)	212,248	185,789
402-140-535-80-41-05-000	CAP: Admin Services (001)	242,288	187,823
402-140-535-80-41-06-000	CAP: Engineering Svcs (001)	263,446	234,698
402-140-535-80-41-10-000	Professional Services-Other	58,074	80,000
402-140-535-80-41-20-000	Professional Services-Legal	2,100	-
402-140-535-80-42-00-000	Communication	17,527	20,000
402-140-535-80-42-10-000	Postage	7,998	8,000
402-140-535-80-43-00-000	Travel & Subsistence	2,653	4,180
402-140-535-80-45-00-000	Operating Rentals	2,000	4,000
402-140-535-80-47-00-000	Utility Services Gas	15,695	17,600
402-140-535-80-47-10-000	Utility Services-PUD(Electric)	39,776	49,000
402-140-535-80-47-20-000	Utilities-Water/Sewer (City)	17,385	20,000
402-140-535-80-48-00-000	Repairs & Maintenance	47,829	50,000

WASTEWATER FUND

Account Number	Description	2017-2018	2019-2020
402-140-535-80-49-10-000	Dues & Subscriptions	603	800
402-140-535-80-49-15-000	Printing & Binding	2,791	2,400
402-140-535-80-49-20-000	Education & Training	2,914	3,135
402-140-535-80-49-30-000	Miscellaneous Services	7,023	10,000
402-140-535-80-49-60-000	Merchant Services	8,191	3,600
402-140-535-80-53-00-000	Sewer Utility Excise Tax	57,529	50,000
	Sub-Total Wastewater Collection	**1,967,252**	**1,947,877**

Wastewater Treatment

402-140-535-85-11-00-000	Regular Pay	470,857	494,359
402-140-535-85-12-00-000	Overtime Pay	15,167	12,000
402-140-535-85-21-00-000	Employer Taxes	37,181	38,736
402-140-535-85-22-00-000	Employer Retirement	58,319	63,740
402-140-535-85-23-00-000	Employer Premiums	101,544	93,464
402-140-535-85-24-00-000	Disability Insurance	-	8,864
402-140-535-85-27-00-000	Uniforms	3,141	3,300
402-140-535-85-27-10-000	Safety Uniforms	1,656	2,300
402-140-535-85-31-10-000	Operating Supplies	103,781	123,000
402-140-535-85-31-20-000	Chemicals Supplies	359,470	465,000
402-140-535-85-35-00-000	Small Tools & Minor Equip	12,480	20,000
402-140-535-85-41-10-000	Professional Services	17,638	19,700
402-140-535-85-41-20-000	Professional Services-Legal	1,176	-
402-140-535-85-41-60-000	Professional Services Engineer	5,898	-
402-140-535-85-42-00-000	Communication	8,780	8,400
402-140-535-85-43-00-000	Travel & Subsistence	2,049	4,060
402-140-535-85-45-00-000	Operating Rentals	4,226	6,000
402-140-535-85-47-00-000	Utility Services	370,777	355,000
402-140-535-85-47-10-000	Solid Waste Services	5,498	7,000
402-140-535-85-48-00-000	Repairs & Maintenance	116,621	121,800
402-140-535-85-49-10-000	Dues & Subscriptions	966	1,045
402-140-535-85-49-20-000	Education & Training	5,346	6,270
402-140-535-85-49-60-000	Software Maintenance Fees	5,034	7,000
402-140-535-85-51-11-000	Wastewater Discharge Permit	22,146	20,000
402-140-535-85-51-20-000	Wastewater Testing	27,024	30,000
402-140-535-85-53-00-000	Sewer Utility Tax Treatment	101,408	102,000
402-140-535-85-63-00-000	Capital Outlay: WWTP	236,626	-
	Sub-Total Wastewater Treatment	**2,094,809**	**2,013,038**

Debt/Capital/Other

402-140-591-35-78-00-000	PWTFL WWTP Design Principal	110,197	110,198
402-140-591-35-78-01-000	PWTFL Construction Principal	723,844	723,844
402-140-591-35-78-02-000	PWTFL Constr II Principal	147,368	147,368
402-140-591-35-78-30-000	PWTFL WWTP Upgrade	240,625	240,626
402-140-591-35-78-50-000	PWTFL CSO Principal	208,772	208,772
402-140-592-35-83-00-000	PWTFL Design Interest	3,030	1,928
402-140-592-35-83-01-000	PWTFL Construction Interest	27,144	19,906
402-140-592-35-83-02-000	PWTFL Const II Interest	7,737	6,263
402-140-592-35-83-30-000	PWTFL WWTP Upgrade Interest	13,836	11,430
402-140-592-35-83-50-000	PWTFL CSO Interest	12,004	9,917
402-140-594-35-63-10-909	CIP: Design 7 & 10TH	70,371	-
402-140-594-35-63-10-409	WW Treatment Plant	587,239	700,000
402-140-594-35-63-10-505	CSOTrunkline to Lagoon	500,000	-
402-140-594-35-63-10-506	Historic Dist CSO Reduction	50,000	-
402-140-594-35-63-10-507	KlaHaYa Lift Station Decommiss	150,000	175,000
402-140-594-35-63-10-508	Swifty Creek Pipe Replace	35,000	-
402-140-594-35-63-10-924	CIP:Design Maple Ave Sewer Rep	-	-
402-140-594-35-63-10-926	Bickford Ave Sewer Improvement	100,000	100,000

Account Number	WASTEWATER FUND Description	2017-2018	2019-2020
	2019-2020 'Projects	-	2,740,000
402-140-595-35-64-00-000	Equipment	182,139	150,000
402-140-594-35-64-00-412	Project:Ph I WWTP Construction	-	-
402-140-595-35-63-00-000	Other Improvements	216,402	14,000
402-140-597-35-55-03-000	Transfer-Out (to 311)	216,000	-
	Transfer Out (310)		75,000
	Transfer Out (402)	-	695,000
402-140-597-35-55-04-000	Transfer Out (401)	100,000	-
	Sub-Total Debt/Capital/ Other	**3,701,708**	**6,129,252**
	Total Expenditures	**7,873,880**	**10,201,026**
	Increase (Decrease) in Fund Balance	**1,314,933**	**(1,140,514)**
	Beginning Fund Balance	7,639,092	8,954,025
	Budgeted End Fund Balance	**8,954,025**	**7,813,510**

Account Number	STORMWATER FUND Description REVENUES	2017-2018	2019-2020
404-000-343-10-00-00-000	Storm Billings	2,662,471	2,805,519
404-000-361-10-00-00-000	Interest Earnings	23,656	28,000
404-000-334-03-12-00-000	DOE Storm	23,275	-
404-000-361-10-00-00-000	Transfer In (402)	-	695,000
	Total Revenues	**2,709,402**	**3,528,519**

	EXPENSES Stormwater Administration		
404-140-531-31-11-00-000	Regular Pay	66,931	70,932
404-140-531-31-21-00-000	Employer Taxes	5,120	5,426
404-140-531-31-22-00-000	Employer Retirement	8,258	9,717
404-140-531-31-23-00-000	Employer Premiums	16,509	14,600
404-140-531-31-24-00-000	Disability	-	984
404-140-531-31-27-00-000	Uniforms	300	600
404-140-531-31-27-10-000	Safety Equipment	1,000	2,000
404-140-531-31-31-10-000	Operating Supplies	1,396	2,000
404-140-531-31-35-00-000	Small Tools & Equiqment	1,035	2,000
404-140-531-31-41-00-000	Professional svcs	59,796	7,200
404-140-531-31-43-00-000	Travel & Subsistence	300	600
404-140-531-34-49-20-000	Training	666	1,200
404-140-531-38-53-00-000	External Tax	40,994	40,000
	Sub-Total Stormwater Admin	**202,306**	**157,259**

	Storm Water Maintenance		
404-140-542-40-11-00-000	Regular Pay	228,192	244,560
404-140-542-40-12-00-000	Overtime Pay	2,857	4,000
404-140-542-40-13-00-000	Temp/Seasonal Pay	13,300	29,260
404-140-542-40-21-00-000	Employer Taxes	18,671	21,253
404-140-542-40-22-00-000	Employer Retirement	28,396	32,613
404-140-542-40-23-00-000	Employer Premiums	76,085	69,772
404-140-542-40-24-00-000	Disability Insurance	-	5,910
404-140-542-40-27-00-000	Uniforms	1,898	2,299
404-140-542-40-27-10-000	Safety Uniforms	4,240	6,670
404-140-542-40-31-00-000	Office & Operating Supplies	33,439	31,350
404-140-542-40-35-00-000	Small Tools & Minor Equip	11,981	10,000
404-140-542-40-40-10-000	CAP: Fleet/Facilities (501)	121,891	119,722
404-140-542-40-40-15-000	CAP: Info Services M&O (502)	55,386	47,407
404-140-542-40-41-00-000	Professional Services	14,456	-
404-140-542-40-41-01-000	CAP: Finance Services (001)	120,679	136,403
404-140-542-40-41-05-000	CAP: Administration Services (001)	88,880	73,732
404-140-542-40-41-06-000	CAP: Engineering Services (001)	297,286	262,754
404-140-542-40-41-30-000	Legal Services	4,771	2,000
404-140-542-40-42-00-000	Communication	7,116	7,000
404-140-542-40-42-10-000	Postage	5,682	5,000
404-140-542-40-43-00-000	Travel & Subsistence	799	1,000
404-140-542-40-45-00-000	Operating Rentals	1,000	-
404-140-542-40-48-00-000	Repairs & Maintenance	15,851	20,000
404-140-542-40-49-15-000	Printing & Binding	2,791	2,400
404-140-542-40-49-20-000	Education & Training	5,224	2,090
404-140-542-40-49-30-000	Miscellaneous	1,050	200
404-140-542-40-49-40-000	Water Quality Sampling	26,572	24,000
404-140-542-40-49-60-000	Merchant Services	5,000	7,200
404-140-542-40-49-60-000	Software Maintenance Fees	8,430	11,000
404-140-542-40-51-10-000	Intergovernmental Pro Svcs	64,122	60,000
404-140-542-40-51-19-000	DOE Storm (Capacity)	38,302	30,000

Account Number	STORMWATER FUND Description	2017-2018	2019-2020
	2019-2020 Capital Projects	-	1,590,000
404-140-594-31-63-50-400	Combined sewer outflow	542,329	-
404-140-594-31-63-50-500	Blackmans Lake Outlet Control	-	-
404-140-594-38-64-00-000	Storm Admin Machinery & Equipm	116,205	6,000
404-140-594-35-63-10-505	CSO Reduction Phase 2A	150,461	-
404-140-595-40-63-00-503	Fourth Street Improvements	420,000	-
404-140-597-38-55-02-000	Transfer Out (402)	60,000	50,000
z	Transfer Out (310)	-	75,000
404-140-597-42-55-02-000	Transfer utility Overlay (311)	110,000	40,000
404-140-597-42-55-04-000	Transfer Out (401)	175,000	-
	Sub-Total Stormwater Maintenance	**2,878,340**	**3,030,595**
	Total Expenditures	**3,080,646**	**3,187,854**
	Increase (Decrease) in Fund Balance	**(371,244)**	**340,665**
	Beginning Fund Balance	2,867,931	2,496,687
	Budgeted End Fund Balance	**2,496,687**	**2,837,352**

Account Number	FLEET/FACILITY FUND Description REVENUES	2017-2018	2019-2020
501-000-348-30-01-00-000	Charges - Finance	48,823	52,214
501-000-348-30-02-00-000	Charges - Police	146,295	105,275
501-000-348-30-03-00-000	Charges - Parks	246,057	172,166
501-000-348-30-04-00-000	Charges - Engineering	66,831	49,889
501-000-348-30-05-00-000	Charges - Planning	29,293	34,809
501-000-348-30-06-00-000	Charges - Streets	173,224	222,502
501-000-348-30-07-00-000	Charges City Clerk	14,647	11,603
501-000-348-30-08-00-000	Charges Human Resources	4,882	0
501-000-348-30-09-00-000	Charges - Info Services	19,529	23,206
501-000-348-30-10-00-000	Charges - Bldg. Inspection	19,007	19,510
501-000-348-30-11-00-000	Charges Economic Development	14,368	11,603
501-000-348-30-12-00-000	Charges - Sewer	336,563	340,086
501-000-348-30-13-00-000	Charges - Water	307,434	302,911
501-000-348-30-14-00-000	Charges - Stormwater	121,891	119,722
501-000-348-30-15-00-000	Charges Mayor/Admin	14,926	34,809
501-000-348-30-18-00-000	Charges-Non Departmental	158,507	132,165
501-000-361-10-00-00-000	Interest Earnings	4,025	14,400
	Total Cost Allocation Charges	**1,726,302**	**1,646,870**

	EXPENSES Fleet/Facility		
501-140-548-70-11-00-000	Regular Pay	476,131	506,444
501-140-548-70-12-00-000	Overtime Pay	12,132	20,000
501-140-548-70-13-00-000	Temp/Seasonal Pay	13,300	29,260
501-140-548-70-21-00-000	Social Security	38,347	42,511
501-140-548-70-22-00-000	Retirement	59,207	67,058
501-140-548-70-23-00-000	Insurance Premiums	102,943	94,249
501-140-548-70-24-00-000	Disability Insurance	0	9,840
501-140-548-70-27-00-000	Uniforms	2,602	3,200
501-140-548-70-27-10-000	Safety Uniforms	2,873	3,500
501-140-548-70-31-00-000	Office Supplies	26,807	10,000
501-140-548-70-31-10-000	TBA Supplies	83,489	84,000
501-140-548-70-31-20-000	Fluid Supplies	2,500	5,000
501-140-548-70-32-10-000	Vehicle & Equipment Fuel	96,067	115,000
501-140-548-70-35-00-000	Small Tools & Minor Equip	14,601	16,000
501-140-548-70-40-15-000	Info Svcs M/O (502)	84,339	46,007
501-140-548-70-40-25-000	Equipment Replacement (505)	72,140	27,174
501-140-548-70-41-00-000	Professional Services	8,727	0
501-140-548-70-41-01-000	Finance Services (001)	54,662	64,282
501-140-548-70-41-05-000	Admin Services (001)	73,013	100,960
501-140-548-70-42-00-000	Communication	3,026	3,000
501-140-548-70-42-10-000	Postage	386	400
501-140-548-70-42-20-000	Telephone	2,761	3,000
501-140-548-70-43-00-000	Travel & Subsistence	1,000	2,000
501-140-548-70-45-00-000	Operating Rentals	2,000	4,000
501-140-548-70-48-00-000	Repairs & Maintenance	33,424	50,000
501-140-548-70-49-00-000	Miscellaneous Services	2,948	4,000
501-140-548-70-49-10-000	Dues And Subscriptions	308	400
501-140-548-70-49-20-000	Education & Training	2,834	4,000
501-140-518-30-31-30-000	Office/Operating Supplies	49,946	70,000
501-140-518-30-35-00-000	Small tools & Eqpt Facilities	2,886	6,000
501-140-518-30-41-00-000	Professional Services	8,000	10,000
501-140-518-30-41-10-000	Janitorial Services	52,695	60,000
501-140-518-30-45-00-000	Operating Rentals Facilities	5,330	10,000
501-140-518-30-47-10-000	Electricity Facilities	98,359	110,000
501-140-518-30-47-30-000	Natural Gas Facilities	10,633	15,000

Account Number	FLEET/FACILITY FUND Description	2017-2018	2019-2020
501-140-518-30-47-40-000	Utilities-Water/Sewer	95,958	100,000
501-140-518-30-48-00-000	Repairs and Maintenance	72,718	80,000
501-140-518-30-49-10-000	Dues and Subscriptions	600	1,200
501-140-518-30-49-20-000	Education and Training	235	400
	Trf to 310	0	47,000
	Total Expenditures	**1,669,927**	**1,824,885**

	Increase (Decrease) in Fund Balance	**56,375**	**(178,015)**
	Beginning Fund Balance	643,533	699,908
	Budgeted End Fund Balance	**699,908**	**521,892**

INFORMATION SERVICES FUND

Account Number	Description	2017-2018	2019-2020
	REVENUES		
502-000-348-60-02-02-000	Replacement Charge Clerk	54,476	28,263
502-000-348-60-02-03-000	Replacment Charge Finance	136,883	142,880
502-000-348-60-02-04-000	Replacement Charge Facilities	84,339	46,007
502-000-348-60-02-05-000	Replacement Charge Engineering	176,680	137,807
502-000-348-60-02-06-000	Replacement Charge Bldg Inspec	27,327	23,113
502-000-348-60-02-07-000	Replacement Charge Planning	87,800	76,960
502-000-348-60-02-08-000	Replacement Charge Police	124,283	93,787
502-000-348-60-02-09-000	Replacement Charge Streets	82,055	80,642
502-000-348-60-02-10-000	Replacement Charge Parks	104,103	92,053
502-000-348-60-02-11-000	Replacement Charge Water	110,917	104,045
502-000-348-60-02-12-000	Replacement Charge Sewer	159,676	160,983
502-000-348-60-02-13-000	Replacement Charge Storm	55,386	47,407
502-000-348-60-02-14-000	Replacement Chg HR	28,442	0
502-000-348-60-02-15-000	Replacement Charge Mayor/Admin	27,272	69,730
502-000-348-60-02-16-000	Replacement Chg Economic Dev	52,149	23,063
502-000-361-10-00-00-000	Interest Earnings	2,547	10,000
	Total Cost Allocation Charges	**1,314,335**	**1,136,740**
	EXPENSES		
502-040-518-81-11-00-000	Regular Pay	367,498	383,628
502-040-518-81-21-00-000	Social Security	28,114	29,347
502-040-518-81-22-00-000	Retirement	45,122	52,162
502-040-518-81-23-00-000	Insurance Premiums	96,194	89,842
502-040-518-81-24-00-000	Disability Insurance	0	952
502-040-518-81-31-00-000	Office & Operating Supplies	5,586	10,560
502-040-518-81-31-20-000	Software	37,144	89,300
502-040-518-81-35-00-000	Small Tools & Minor Equip	39,554	42,800
502-040-518-81-40-10-000	Fleet & Facilities (501)	19,529	23,206
502-040-518-81-41-00-000	Professional Services	24,076	0
502-040-518-81-41-01-000	Finance Services (001)	29,727	28,336
502-040-518-81-41-05-000	Admin Services (001)	48,920	55,836
502-040-518-81-41-30-000	Software Support Serv	20,580	12,000
502-040-518-81-42-10-000	Postage	337	600
502-040-518-81-42-20-000	Communication	79,039	55,600
502-040-518-81-42-25-000	Communication Platforms	15,000	20,000
502-040-518-81-43-00-000	Travel & Subsistence	1,245	2,000
502-040-518-81-45-00-000	Operating Rentals	34,806	45,420
502-040-518-81-48-00-000	Repairs & Maintenance	7,882	13,200
502-040-518-81-49-10-000	Dues and Subscriptions	4,122	200
502-040-518-81-49-20-000	Education & Training	8,155	15,700
502-040-518-81-49-30-000	Miscellaneous Services	9,562	2,000
502-040-518-81-63-00-000	Software	201,808	102,200
502-040-518-81-64-00-000	Machinery & Equipment	0	10,000
	Total Expenditures	**1,124,000**	**1,084,889**

Budgeted (Decrease) in Fund Balance	**190,335**	**51,851**
Beginning Fund Balance	338,903	529,238
Budgeted Ending Fund Balance	**529,238**	**581,089**

Position Salary Schedule

	2019	2019		2020	2020
Elected Officials	**Minimum**	**Maximum**		**Minimum**	**Maximum**
City Council	6,156	6,156		6,156	6,156
Mayor	18,000	18,000		18,000	18,000

Non-represented	**Minimum**	**Maximum**		**Minimum**	**Maximum**
Administrative Assistant	65,239	72,275		67,196	74,443
City Administrator/Utility General Manager	154,414	170,244		159,047	175,352
City Engineer	101,512	112,484		104,557	115,858
Economic Development & Communications Manager	95,534	105,854		98,400	109,029
Finance Director	113,492	125,743		116,897	129,515
City Clerk/Human Resources Manager	95,534	105,854		98,400	109,029
Information Services Manager	95,534	105,854		98,400	109,029
Information Services Specialist	75,374	83,542		77,636	86,048
Parks & Facilities Supervisor	95,534	105,854		98,400	109,029
Planning Director	113,492	125,743		116,897	129,515
Project Manager	87,121	96,530		89,735	99,426
Public Works Utilities Manager	95,534	105,854		98,400	109,029

Teamsters	**Minimum**	**Maximum**		**Minimum**	**Maximum**
Accounting Technician I	43,948	61,045		45,266	62,876
Accounting Technician II	47,232	61,045		48,649	62,876
Associate Planner	58,671	75,842		60,431	78,117
Building/Fire Official	72,140	93,234		74,304	96,031
Division Lead	62,423	80,663		64,295	83,083
Facilities Maintenance Specialist	54,009	69,815		55,630	71,909
Field Engineering Technician	58,671	75,842		60,431	78,117
Inventory Control Specialist	54,009	69,815		55,630	71,909
Lab Tech/Plant Operator	58,056	75,042		59,798	77,294
Maintenance Worker I	46,752	60,405		48,155	62,217
Maintenance Worker II	50,233	64,944		51,740	66,892
Mechanic	58,056	75,042		59,798	77,294
Office Specialist	47,232	61,045		48,649	62,876
Parks Lead	62,423	80,663		64,295	83,083
Permit Coordinator	47,232	61,045		48,649	62,876
Police Clerk/Evidence	54,600	70,553		56,238	72,669
Police Records Clerk	43,948	56,789		45,266	58,493
Project Engineer	72,902	94,218		75,089	97,045
Senior Accountant	72,902	94,218		75,089	97,045
Senior Wastewater Treatment Plant Operator	62,423	80,663		64,295	83,083
Senior Utilities Engineer	78,376	101,278		80,727	104,317
Street Division Lead	62,423	80,663		64,295	83,083
Utility Clerk II	43,948	56,789		45,266	58,493
Water Division Lead	62,423	80,663		64,295	83,083
Water Quality Control Specialist	58,056	75,042		59,798	77,294

Minimum and Maximum assume 2.5% cost of living adjustment for 2019 and 3% for 2020.

City of Snohomish
Capital Improvement Plan 2019-2023 Project Funding Source

Project	Source of Funding	2019	2020	2021	2022	2023
Carnegie Site	Utilities	225,000				
Carnegie Site	General Fund	225,000	0	0	0	0
	Total General Fund:	**225,000**	**0**	**0**	**0**	**0**
Carnegie Site	REET	600,000	690,000	0	0	0
City Facility Upgrades	REET	40,000	0	40,000	40,000	40,000
Riverfront Property Improvements	REET	0	0	286,646	0	0
"Averill" Park Improvements	REET	75,000	0	285,324	0	0
Fischer Park Improvements	REET	0	0	35,000	0	0
Pilchuck Park Improvements	REET	0	0	0	62,500	0
Interurban Trail Redevelopment	REET	0	0	0	25,000	0
Pedestrian Networks Improvements	REET	0	0	120,000	0	120,000
	Total REET:	**715,000**	**690,000**	**766,970**	**127,500**	**160,000**
Ludwig Park Improvements	Park Impact Fee	0	100,000	0	0	0
	Total Park Impact Fee:	**0**	**100,000**	**0**	**0**	**0**
Bickford Avenue & Weaver Road	Traffic Impact Fee	23,660	10,140	151,875	50,625	0
Bickford Avenue & 19th Place	Traffic Impact Fee	0	0	0	33,750	0
Second Street (SR9 - Lincoln Avenue) Corridor	Traffic Impact Fee	1,000	100,000	100,000	100,000	100,000
Tenth Street (Avenue D - Maple Avenue) Corridor	Traffic Impact Fee	0	0	49,500	0	0
Pine Avenue (Second Street - 22nd Street) Corridor	Traffic Impact Fee	0	0	0	64,000	0
Pine Avenue Sidewalk (10th Street - 14th Street)	Traffic Impact Fee	14,000	0	0	0	0
Avenue D, Bickford Avenue (Second Street - 30th Street) Corridor	Traffic Impact Fee	0	0	0	0	155,000
	Total Traffic Impact Fee:	**38,660**	**110,140**	**301,375**	**248,375**	**255,000**
Bickford Avenue (SR 9 Overpass - Weaver Road) Overlay	Transportation Benefit District (TBD) Funds	116,000	0	0	0	0
Terrace Avenue (Stone Ridge Drive - City Limits) Overlay	Transportation Benefit District (TBD) Funds	190,000	0	0	0	0
Fourth Street (Avenue E - Avenue J) Overlay	Transportation Benefit District (TBD) Funds	115,000				
Park Avenue (Hill Park - North City Limits) Overlay	Transportation Benefit District (TBD) Funds	180,000				
Bickford Avenue (Weaver Road - 30th Street) Overlay	Transportation Benefit District (TBD) Funds	0	0	0	114,208	0
Ford Avenue (Maple Avenue - Ninth Street) Overlay	Transportation Benefit District (TBD) Funds	0	450,000	0	0	0
Van Jan Street (Ninth Street - Root Avenue) Overlay	Transportation Benefit District (TBD) Funds	0	200,000	0	0	0

City of Snohomish
Capital Improvement Plan 2019-2023 Project Funding Source

Project	Source of Funding	2019	2020	2021	2022	2023
Carnegie Site	Utilities	225,000				
Holly Vista Drive (East of 16th Street) Overlay	Transportation Benefit District (TBD) Funds	0	0	300,000	0	0
14th Street (Bonneville Avenue - Avenue D) Overlay	Transportation Benefit District (TBD) Funds	0	0	300,000	0	0
Ridge Avenue (14th Street - 15th Street) Overlay	Transportation Benefit District (TBD) Funds	0	0	200,000	0	0
Avenue H (2nd Street - 6th Street) Overlay	Transportation Benefit District (TBD) Funds	0	0	0	750,000	0
Pine Avenue (16th Street - 20th Street) Overlay	Transportation Benefit District (TBD) Funds	0	0	0	540,000	0
Ludwig Road (Second Street - City Limits) Overlay	Transportation Benefit District (TBD) Funds	0	0	0	0	850,000
Lincoln Avenue (Maple Avenue - Holiday Street) Overlay	Transportation Benefit District (TBD) Funds	0	0	0	0	400,000
	Total TBD Funds:	**601,000**	**650,000**	**800,000**	**1,404,208**	**1,250,000**
Wastewater Treatment Plant	Sewer Funds	350,000	350,000	350,000	350,000	350,000
Disinfection	Sewer Funds	100,000	200,000	0	700,000	0
FEMA Levee	Sewer Funds	0	0	300,000	0	0
Filtration Upgrades	Sewer Funds	0	2,000,000	0	0	0
Kla Ha Ya Lift Station Decommission	Sewer Funds	175,000	0	0	0	0
Rainier Lift Station Improvements	Sewer Funds	0	140,000	1,130,000	0	0
Rainier Force Main Replacement	Sewer Funds	0	0	0	660,000	0
Historic District CSO Reduction	Sewer Funds	0	250,000	250,000	250,000	250,000
Holly Vista Drive Utility Improvements	Sewer Funds	0	250,000	0	0	0
Park Avenue (Hill Park - North City Limits) Utility Improvements	Sewer Funds	50,000				
Emerson Street Utility Improvements	Sewer Funds	100,000	0	0	0	0
Bickford Avenue Sewer Improvements	Sewer Funds	100,000	0	0	0	0
Ford Avenue Utility Improvements	Sewer Funds	150,000	0	0	0	0
Avenue H (2nd Street - 6th Street) Utility Improvements	Sewer Funds	0	0	800,000	0	0
CSO Flow Monitor Improvements	Sewer Funds	45,000	0	0	0	0
	Total Sewer Funds:	**1,070,000**	**3,190,000**	**2,830,000**	**1,960,000**	**600,000**
Pilchuck Park Improvements	Storm Funds	0	0	0	0	290,000
Historic District CSO Reduction	Storm Funds	0	250,000	250,000	250,000	250,000
Holly Vista Drive Utility Improvements	Storm Funds	0	300,000	0	0	0
Swifty Creek Pipe Replacement	Storm Funds	100,000	50,000	650,000	0	0
Union Avenue Stormwater LID	Storm Funds	0	0	0	70,000	0
Emerson Street Utility Improvements	Storm Funds	50,000	0	0	0	0
Ford Avenue Utility Improvements	Storm Funds	200,000	0	0	0	0

City of Snohomish
Capital Improvement Plan 2019-2023 Project Funding Source

Project	Source of Funding	2019	2020	2021	2022	2023
Carnegie Site	Utilities	225,000				
Avenue H (2nd Street - 6th Street) Utility Improvements	Storm Funds	0	0	500,000	0	0
Pine Avenue (16th Street - 20th Street) Utility Improvements	Storm Funds	0	0	0	300,000	0
Fourth Street (Avenue E - Avenue J) Storm Improvements	Storm Funds	350,000	0	0	0	0
Pine Avenue Sidewalk (10th Street - 14th Street)	Storm Funds	40,000	0	0	0	0
Ludwig Road (Second Street - City Limits) Overlay	Storm Funds	0	0	0	0	300,000
Lincoln Avenue (Maple Avenue - Holiday Street) Overlay	Storm Funds	0	0	0	0	200,000
CSO Flow Monitor Improvements	Storm Funds	45,000	0	0	0	0
	Total Storm Funds:	**785,000**	**600,000**	**1,400,000**	**620,000**	**1,040,000**
Pilchuck Bridge Water Improvements	Water Funds	100,000	0	0	0	0
Water System Intertie	Water Funds	0	150,000	0	0	0
Ridge Avenue (14th Street - 15th Street) Water Improvements	Water Funds	0	0	200,000	0	0
Park Avenue (Hill Park - North City Limits) Utility Improvements	Water Funds	175,000	0	0	0	0
Emerson Street Utility Improvements	Water Funds	150,000	0	0	0	0
Avenue H (2nd Street - 6th Street) Utility Improvements	Water Funds	0	0	260,000	0	0
Pine Avenue (16th Street - 20th Street) Utility Improvements	Water Funds	0	0	0	320,000	0
Lincoln Avenue (Maple Avenue - Holiday Street) Overlay	Water Funds	0	0	0	0	200,000
	Total Water Funds:	**425,000**	**150,000**	**460,000**	**320,000**	**200,000**
Bickford Avenue (Weaver Road - 30th Street) Overlay	**GRANT AWARDED - PSRC Pavement Preservation**	0	0	0	**385,792**	0
Bickford Avenue (SR 9 Overpass - Weaver Road) Overlay	**GRANT AWARDED - Puget Sound Regional Council (PSRC) Pavement Preservation**	**384,000**	0	0	0	0
Bickford Avenue & Weaver Road	**GRANT AWARDED - Rural Town Center**	**151,340**	**64,860**	0	0	0
Carnegie Site	**GRANT AWARDED - State Legislature**	**500,000**	0	0	0	0
Second Street (SR9 - Lincoln Avenue) Corridor	**GRANT AWARDED - WSDOT Pedestrian & Bike Program**	**53,000**	0	0	0	0
	Total GRANT AWARDED Funds:	**1,088,340**	**64,860**	**0**	**385,792**	**0**
Park Avenue (Hill Park - North City Limits) Overlay	***Grant Pending - Transportation Improvement Board (TIB)***	***1,120,000***				
Pine Avenue Sidewalk (10th Street - 14th Street)	***Grant Pending - Transportation Improvement Board (TIB)***	***86,000***	0	0	0	
Fourth Street (Avenue E - Avenue J) Overlay	***Grant Pending - Transportation Improvement Board (TIB)***	***735,000***				
Riverfront Property Improvements	***Grant Pending - RCO***	0		***384,969***	0	0
"Averill" Park Improvements	***Grant Pending - RCO***	0	0	***427,987***	0	0

City of Snohomish
Capital Improvement Plan 2019-2023 Project Funding Source

Project	Source of Funding	2019	2020	2021	2022	2023
Carnegie Site	Utilities	225,000				
Pilchuck Park Improvements	***Grant Pending - RCO***	0	0	0	***187,500***	***725,000***
Carnegie Site	***Grant Pending - Recreation and Conservation Office (RCO)***	0		0	0	0
Bickford Avenue & 19th Place	***Grant Pending - Transportation Improvement Board (TIB)***	0	0	0	***216,250***	0
Second Street (SR9 - Lincoln Avenue) Corridor	***Grant Pending - WSDOT Pedestrian & Bike Program***	0	***900,000***	***900,000***	***900,000***	***900,000***
Tenth Street (Avenue D - Maple Avenue) Corridor	***Grant Pending - WSDOT Pedestrian & Bike Program***	0	0	***445,500***	0	0
Pine Avenue (Second Street - 22nd Street) Corridor	***Grant Pending - WSDOT Pedestrian & Bike Program***	0	0	0	***576,000***	0
Avenue D, Bickford Avenue (Second Street - 30th Street) Corridor	***Grant Pending - WSDOT Pedestrian & Bike Program***	0	0	0	0	***1,395,000***
Interurban Trail Redevelopment	***Grant Pending - WSDOT Pedestrian & Bike Program***	0	0	0	***275,000***	0
	Total Grant Pending:	***1,941,000***	***900,000***	***2,158,456***	***2,154,750***	***3,020,000***
	TOTAL CAPITAL EXPENDITURES:	**7,114,000**	**6,455,000**	**8,716,801**	**7,220,625**	**6,525,000**

City of Snohomish
Capital Improvement Plan 2019-2023 -Type of Projects

Project	Source of Funding	2019	2020	2021	2022	2023
Municipal Facility						
Carnegie Site	Real Estate Excise Tax (REET)	600,000	690,000	0	0	0
Carnegie Site	**GRANT AWARDED - State Legislature**	**500,000**	0	0	0	0
Carnegie Site	General Fund	225,000	0	0	0	0
Carnegie Site	Utilities	225,000	0	0	0	0
City Facility Upgrades	REET	40,000	0	40,000	40,000	40,000
Total: Municipal Facility		**1,590,000**	**690,000**	**40,000**	**40,000**	**40,000**
Park						
Riverfront Property Improvements	REET	0	0	286,646	0	0
Riverfront Property Improvements	***Grant Pending - RCO***	0	0	**384,969**	0	0
"Averill" Park Improvements	REET	75,000	0	285,324	0	0
"Averill" Park Improvements	***Grant Pending - RCO***	0	0	***427,987***	0	0
Fischer Park Improvements	REET		0	35,000	0	0
Ludwig Park Improvements	Park Impact Fee	0	100,000	0	0	0
Pilchuck Park Improvements	REET	0	0	0	62,500	0
Pilchuck Park Improvements	Storm Funds	0	0	0	0	290,000
Pilchuck Park Improvements	***Grant Pending - RCO***	0	0	0	***187,500***	***725,000***
Total: Park		**75,000**	**100,000**	**1,419,926**	**250,000**	**1,015,000**
Streets						
Bickford Avenue & Weaver Road	Traffic Impact Fee	23,660	10,140	151,875	50,625	0
Bickford Avenue & Weaver Road	**GRANT AWARDED - Rural Town Center**	**151,340**	**64,860**	0	0	0
Bickford Avenue & Weaver Road	***Grant Pending - Rural Town Center***	0	0	***973,125***	***324,375***	0
Bickford Avenue & 19th Place	Traffic Impact Fee	0	0	0	33,750	0
Bickford Avenue & 19th Place	***Grant Pending - Transportation Improvement Board (TIB)***	0	0	0	***216,250***	0
Second Street (SR9 - Lincoln Avenue) Corridor	Traffic Impact Fee	1,000	100,000	100,000	100,000	100,000
Second Street (SR9 - Lincoln Avenue) Corridor	**GRANT AWARDED - WSDOT Pedestrian & Bike Program**	**53,000**	0	0	0	0
Second Street (SR9 - Lincoln Avenue) Corridor	***Grant Pending - WSDOT Pedestrian & Bike Program***	0	***900,000***	***900,000***	***900,000***	***900,000***
Tenth Street (Avenue D - Maple Avenue) Corridor	Traffic Impact Fee	0	0	49,500	0	0
Tenth Street (Avenue D - Maple Avenue) Corridor	***Grant Pending - WSDOT Pedestrian & Bike Program***	0	0	***445,500***	0	0
Pine Avenue (Second Street - 22nd Street) Corridor	Traffic Impact Fee	0	0	0	64,000	0
Pine Avenue (Second Street - 22nd Street) Corridor	***Grant Pending - WSDOT Pedestrian & Bike Program***	0	0	0	***576,000***	0
Avenue D, Bickford Avenue (Second Street - 30th Street) Corridor	Traffic Impact Fee	0	0	0	0	155,000
Avenue D, Bickford Avenue (Second Street - 30th Street) Corridor	***Grant Pending - WSDOT Pedestrian & Bike Program***	0	0	0	0	***1,395,000***
Total: Streets		**229,000**	**1,075,000**	**2,620,000**	**2,265,000**	**2,550,000**

City of Snohomish
Capital Improvement Plan 2019-2023 -Type of Projects

Project	Source of Funding	2019	2020	2021	2022	2023
Transportation Benefit District (TBD)						
Bickford Avenue (SR 9 Overpass - Weaver Road) Overlay	TBD Funds	116,000	0	0	0	0
Bickford Avenue (SR 9 Overpass - Weaver Road) Overlay	**GRANT AWARDED - Puget Sound Regional Council (PSRC) Pavement**	**384,000**	0	0	0	0
Terrace Avenue (Stone Ridge Drive - City Limits) Overlay	TBD Funds	190,000	0	0	0	0
Fourth Street (Avenue E - Avenue J) Overlay	TBD Funds	115,000	0	0	0	0
Fourth Street (Avenue E - Avenue J) Overlay	***Grant Pending - Transportation Improvement Board (TIB)***	***735,000***	0	0	0	0
Park Avenue (Hill Park - North City Limits) Overlay	TBD Funds	180,000	0	0	0	0
Park Avenue (Hill Park - North City Limits) Overlay	***Grant Pending - Transportation Improvement Board (TIB)***	***1,120,000***	0	0	0	0
Bickford Avenue (Weaver Road - 30th Street) Overlay	TBD Funds	0	0	0	114,208	0
Bickford Avenue (Weaver Road - 30th Street) Overlay	**GRANT AWARDED - PSRC Pavement Preservation**	0	0	0	**385,792**	0
Ford Avenue (Maple Avenue - Ninth Street) Overlay	TBD Funds	0	450,000	0	0	0
Van Jan Street (Ninth Street - Root Avenue) Overlay	TBD Funds	0	200,000	0	0	0
Holly Vista Drive (East of 16th Street) Overlay	TBD Funds	0	0	300,000	0	0
14th Street (Bonneville Avenue - Avenue D) Overlay	TBD Funds	0	0	300,000	0	0
Ridge Avenue (14th Street - 15th Street) Overlay	TBD Funds	0	0	200,000	0	0
Avenue H (2nd Street - 6th Street) Overlay	TBD Funds	0	0	0	750,000	0
Pine Avenue (16th Street - 20th Street) Overlay	TBD Funds	0	0	0	540,000	0
Ludwig Road (Second Street - City Limits) Overlay	TBD Funds	0	0	0	0	850,000
Lincoln Avenue (Maple Avenue - Holiday Street) Overlay	TBD Funds	0	0	0	0	400,000
Total: Transportation Benefit District		**2,840,000**	**650,000**	**800,000**	**1,790,000**	**1,250,000**
Trails & Sidewalks						
Interurban Trail Redevelopment	REET	0	0	0	25,000	0
Interurban Trail Redevelopment	***Grant Pending - WSDOT Pedestrian & Bike Program***	0	0	0	***275,000***	0
Pine Avenue Sidewalk (10th Street - 14th Street)	Traffic Impact Fee	14,000	0	0	0	0
Pine Avenue Sidewalk (10th Street - 14th Street)	***Grant Pending - Transportation Improvement Board (TIB)***	***86,000***	0	0	0	0
Pine Avenue Sidewalk (10th Street - 14th Street)	Storm Funds	40,000	0	0	0	0
Total: Trails & Sidewalks		**140,000**	**0**	**0**	**300,000**	**0**
Utility Facility						
Wastewater Treatment Plant	Sewer Funds	350,000	350,000	350,000	350,000	350,000
Disinfection	Sewer Funds	100,000	200,000	0	700,000	0
FEMA Levee	Sewer Funds	0	0	300,000	0	0
Filtration Upgrades	Sewer Funds	0	2,000,000	0	0	0
Kla Ha Ya Lift Station Decommission	Sewer Funds	175,000	0	0	0	0
Rainier Lift Station Improvements	Sewer Funds	0	140,000	1,130,000	0	0

City of Snohomish
Capital Improvement Plan 2019-2023 -Type of Projects

Project	Source of Funding	2019	2020	2021	2022	2023
Total: Utility Facility		**625,000**	**2,690,000**	**1,780,000**	**1,050,000**	**350,000**
Utility Pipes						
Pilchuck Bridge Water Improvements	Water Funds	100,000	0	0	0	0
Fourth Street (Avenue E - Avenue J) Storm Improvements	Storm Funds	350,000	0	0	0	0
Park Avenue (Hill Park - North City Limits) Utility Improvements	Water Funds	175,000	0	0	0	0
Park Avenue (Hill Park - North City Limits) Utility Improvements	Sewer Funds	50,000	0	0	0	0
Water System Intertie	Water Funds	0	150,000	0	0	0
Rainier Force Main Replacement	Sewer Funds	0	0	0	660,000	0
Historic District CSO Reduction	Sewer Funds	0	250,000	250,000	250,000	250,000
Historic District CSO Reduction	Storm Funds	0	250,000	250,000	250,000	250,000
Holly Vista Drive Utility Improvements	Storm Funds	0	300,000	0	0	0
Holly Vista Drive Utility Improvements	Sewer Funds	0	250,000	0	0	0
Ridge Avenue (14th Street - 15th Street) Water Improvements	Water Funds	0	0	200,000	0	0
Swifty Creek Pipe Replacement	Storm Funds	100,000	50,000	650,000	0	0
Union Avenue Stormwater LID	Storm Funds	0	0	0	70,000	0
Emerson Street Utility Improvements	Sewer Funds	100,000	0	0	0	0
Emerson Street Utility Improvements	Storm Funds	50,000	0	0	0	0
Emerson Street Utility Improvements	Water Funds	150,000	0	0	0	0
Bickford Avenue Sewer Improvements	Sewer Funds	100,000	0	0	0	0
Ford Avenue Utility Improvements	Storm Funds	200,000	0	0	0	0
Ford Avenue Utility Improvements	Sewer Funds	150,000	0	0	0	0
Avenue H (2nd Street - 6th Street) Utility Improvements	Sewer Funds	0	0	800,000	0	0
Avenue H (2nd Street - 6th Street) Utility Improvements	Storm Funds	0	0	500,000	0	0
Avenue H (2nd Street - 6th Street) Utility Improvements	Water Funds	0	0	260,000	0	0
Pine Avenue (16th Street - 20th Street) Utility Improvements	Water Funds	0	0	0	320,000	0
Pine Avenue (16th Street - 20th Street) Utility Improvements	Storm Funds	0	0	0	300,000	0
Ludwig Road (Second Street - City Limits) Overlay	Storm Funds	0	0	0	0	300,000
Lincoln Avenue (Maple Avenue - Holiday Street) Overlay	Storm Funds	0	0	0	0	200,000
Lincoln Avenue (Maple Avenue - Holiday Street) Overlay	Water Funds	0	0	0	0	200,000
CSO Flow Monitor Improvements	Sewer Funds	45,000	0	0	0	0
CSO Flow Monitor Improvements	Storm Funds	45,000	0	0	0	0
Total: Utility Pipes		**1,615,000**	**1,250,000**	**2,910,000**	**1,850,000**	**1,200,000**
TOTAL: CAPITAL EXPENDITURES		**7,114,000**	**6,455,000**	**9,569,926**	**7,545,000**	**6,405,000**

City of Snohomish - Cost Allocation Matrix

2019-2020		Fund Receiving Payment for Service										
		001						501	502	505		
Fund Paying For Service		Financial Services	City Council	City Clerk	Mayor Admin	Human Resources	Engineering Services	Fleet Facilities	Information Services	Equip Reserve	TOTAL	Total Allocation
001	General Fund	686,756	359,517	326,178	480,334	262,278	374,416	624,043	687,656	37,484	*3,838,662*	
102	Streets	77,092	14,334	-	36,593	45,215	-	222,502	80,642	13,000	489,377	**173,233**
130	TBD						108,679					
401	Water	211,079	37,273	5,805	65,089	57,648	136,826	302,911	104,045	-	920,675	**513,719**
402	Wastewater	185,789	45,858	8,441	74,235	59,289	234,698	340,086	160,983	-	1,109,379	**608,310**
404	Stormwater	136,403	12,220	6,411	26,303	28,797	262,754	119,722	47,407	-	640,018	**472,889**
501	Fleet/Facilities	64,282	22,462	5,880	38,772	33,846	-	-	46,007	27,174	238,422	**165,241**
502	Information Services	28,337	11,653	2,352	21,504	20,328	-	23,206	-	-	107,379	**84,173**
310	Municipal Capital	-	-	-	-	-	126,938	-	-	-		**126,938**
311	Streets Capital	-	21,578	-	20,955	-	138,599	-	-	-	181,132	**181,132**
	Totals	**1,389,737**	**524,894**	**355,067**	**763,785**	**507,400**	**1,382,910**	**1,632,470**	**1,126,740**	**77,658**	**7,525,045**	**2,325,636**